

to Have & to Hold

*your guide to planning the
perfect wedding day!*

INSIDE

Cakes by Marie & Joe

pulsart media

Wedding Veils

Grooms


Wedding Advice

Regovich's Catering

And So Much More

Wednesday, January 23, 2019
Advertising Supplement to
The News-Herald





DIY Wedding Trends

(Family Features) Pinboards are buzzing with endless inspiration, bringing clever and colorful projects to life. For brides to be, the hottest looks in wedding decor can be yours with just a bit of creativity.

The evolution of touch is underway, with fabrics and embellishments featuring texture and intrigue becoming huge hits this bridal season. Take materials such as burlap, chalkboard finishes, monogram letters and mason jars to the next level by mixing and matching with the season's colors.

Picture your big day with pretty petals adorned in lace offset by rustic trimmings. This understated yet feminine look can be yours with these trending projects from the crafting experts at Jo-Ann Fabric and Craft Stores. Take these ideas and gather your girlfriends for a pre-wedding craft session. You'll love unleashing your creativity as well as the extra bonding time with the girls, all in preparation for the big event.

For more ways to add trending touches to your wedding, visit www.joann.com.



Burlap and Lace Wrapped Floral Centerpiece

Crafting time: 1-2 hours

Skill level: Some experience necessary

Supplies and Tools:

Cutting utensils

Pink roses stem

White Queen Ann Lace stem

White hydrangea bush

Light blue small bush

Pink small bush

Teal small bush

Teal tall bush

Cream wisteria garland

Panacea cloth-covered wire

Glue gun

Glue sticks

David Tutera burlap ribbon

Mason jar

David Tutera lace ribbon

Panacea crystal clear resin

1. Trim stems, removing lower foliage.

2. Form a hand-tied bouquet.

3. Tie off with wire.

4. Dribble glue around wire to secure. Let dry.

5. Wrap burlap ribbon around Mason jar, overlapping 1 inch. Glue seam.

6. Wrap lace around jar and tie in knot.

7. Pour resin in jar. Follow package instructions.

8. Insert bouquet. Allow to dry.

Note: Refer to photo often for placement of items.



Burlap Cone Floral Hanger

Crafting time: 1-2 hours

Skill level: No experience necessary

Supplies and Tools:

Cutting utensils

Thin wire

Wire or boutonniere pins

Panacea burlap garland

2 Styrofoam brand foam cones

Glue gun

Glue sticks

Ribbon of choice

Hydrangeas: 1 green and peach, 2 peach and cream

Green mini bundle

1. Cut wire into hairpin shaped pieces or use boutonniere pins.

2. Cut 1 yard of burlap per

cone. Fold burlap in half and wrap cone from bottom to top. Pin burlap to cone. Not all of it will be covered. Run glue along seam; press to secure.


3. Attach ribbon to create hanger. Glue in place.

4. Trim hydrangea short. Glue to top of cone. Trim several clusters from hydrangea. Glue to cover exposed foam, creating a dripping ice cream affect.

5. Trim half of mini bundle and glue in center.

6. Trim blossoms of green hydrangea. Glue to both cones.

Note: Refer to photo often for placement of items.



Did you know?

Symbolic gestures are commonplace during wedding ceremonies. The exchange of rings, stomping on a glass and lighting of candles are each among the various traditions associated with different faiths. Couples who would like to try something a bit different can opt for pouring sand. Choose two different colored sands and decorative vessels that can hold the sand until a special time in the ceremony. You also will need another large, clear container that will contain the sand once it is poured. A glass vase or heart-shaped vessel works well. To symbolize the joining of two lives together, both the bride and groom can take one of the colors of sand and begin pouring them together into the larger container. The ribbons of sand will join and meld together, much as the couple's separate lives will now become one. The finished sand art can be kept on a mantle as a remembrance of the wedding day for years to come.



Cakes by Maria and Joe

It's often said that the best is saved for last. That's why people consider that special cake first whether it be for a wedding, graduation or other special event.

A special occasion should be accompanied by a special cake. Customers gather their ideas and their creative visions are put to full use. Smart planning usually ensures an enjoyable and tasty outcome. That's why choosing the right baker is critical.

Here is where Cakes by Maria and Joe come in. In addition to being a 3 year winner for Best Wedding Cakes in the Cleveland Hot List, they have over 40 years of experience and make one-of-a-kind dream cakes that taste as decadent as they look. Their commitment to exceptional taste and quality ingredients make a distinct difference in addition to a wide variety custom design cakes to

fit every occasion.

With a collection of over 300 pictures of cakes that they have made, they can create a traditional wedding cake as well as the most modern and unique cake that will make your event truly unforgettable.

Cakes by Maria and Joe will work with you to provide you not only with the highest quality cakes, but also excellent service and value – all within your budget. They have the years of experience to know what works... from creation to taste to budget. They work closely with each customer and encourage them to consider the many options they may not even know they have. They also understand the unique importance of the overall presentation and meaning behind each of their delicious creations.

No request is too big or too small – Cakes by Maria and Joe can handle them all! You'll not only experience the difference, you'll taste it too!



The Loft at Red, Wine & Brew

The Loft at Red, Wine & Brew is a great place to host your next special event. The private banquet room can accommodate 95 guests and features a full bar, custom seating arrangements and a comfortable lounge area with fireplace. Your event will be customized to your needs with our exceptional service and delightful menu of food and beverages. Our goal is to make your special event unforgettable.

Call our Catering Manager at 440-210-0024 ext. 240 for more information.

**CALL ABOUT
OUR CUSTOM
DRAPERIES!**



**CORDLESS
AND MOTORIZED
BLINDS**

Est 1991

Professional Installation • Free Shop at Home Service

Custom Blinds • Draperies • Shutters

For your new home together!



8920 Mentor Avenue

In the same plaza as Malley's and Manhattan Deli



HOURS:

440-975-1958 • www.mentorblinds.com | Mon. - Thurs. 10-5 • Fri. 10-4 • Sat. 10-2

The Loft

@ RED, WINE & BREW

9620 Old Johnnycake Ridge Rd. Mentor, OH

(440) 210-0024 X 240

 9620theloft

Our goal is to make your special event unforgettable!

Make your event special with Regovich's Catering

At Regovich's Catering, our motto is "letting you have fun at your own party." This means that you will never find yourself running around trying to manage things. Instead, you can trust our friendly and experienced staff to provide the catering services that will allow you to focus on what really matters: spending time with your guests!

This philosophy is drawn from personal experience; after all, nobody wants to work at their own party. Regovich's Catering was founded in 1999 by Ed Regovich and at that time only provided off premise catering. Since then, we've grown into one of the leaders in the catering industry, providing banquet and meeting facilities for up to 150 guests.

By dedicating ourselves to providing the best quality food and



personalized menus for any occasion, we can ensure that your catering needs are always seen to so that you can relax and enjoy the fruits of your labors! Regovich's Catering promises to make your event a special treat for everyone involved!

Call 440-946-9091 or email us at info@regovichcatering.com to start planning your event with our professional team! You can also visit us on the web at: www.regovichcatering.com

WEDDING ADVICE: Be open to ideas and expertise

Once you announce your plans to get married, there's a good chance that people close to you will be ready and willing to dispense their share of advice. Some words of wisdom will be priceless, while others you can store away for another day.

When polling married couples, you will likely find they would change "this" or "that" about their weddings if given the chance to do it all over again. Here is some advice that you can choose to follow for your wedding day.

Tip #1: Trust your vendors

Couples often have unique ideas for their wedding day. It may seem tempting to spell out what you want in minute detail and insist on wedding vendors carrying out your wishes to a T. But the smarter idea may be to give vendors a little more

free reign – after all, they are the professionals.

"I had a vision in my head of what I wanted my centerpieces to look like," offers Jean M., Connecticut. "I gave the florist my suggestions and the 'feel' of what I was trying to create, but ultimately I left the finished product up to her. When I walked into the reception hall and saw my centerpiece baskets overflowing with fall-hued flowers, berries and twinkling

♡ continued on page 11



REGOVICH CATERING



Weddings • Graduations • Special Occasions
Cookouts & Clambakes • Corporate Events

Letting you have fun at your own party!

Visit our Catering Center or let us come to you.

**35746 Lakeland Blvd.
Eastlake, Ohio 44095**

**Phone 440.946.9091
Fax 440.946.9095**

Visit us on the web at **www.regovichcatering.com**
Email: **info@regovichcatering.com**



Under New Ownership!

**Newly Renovated Party Room
Seats Up to 100**

Booking now! Bridal Showers, Baby Showers,
Birthday Parties, Pasta Benefits,
Private Events with all of your catering needs.

NO RENTAL FEE

Call for details!



**8330 Tyler Blvd., Mentor
(440) 205-4745
stadiumgrillmentor.com**



Choosing the right wedding reception favors

Planning a perfect wedding is no small undertaking. From scheduling venues and hiring vendors to tast-
ing menus, lots of decisions must be made when planning a wedding. But when the pieces fall into place, the entire day can be magical.

One of the final components of weddings are the favors guests will take home with them as mementos of the festivities. Though favors don't require immediate attention, that does not mean couples should wait until the last minute to made decisions regarding their wedding favors.

Brides- and grooms-to-be should not underestimate the importance of handing out wedding favors, a tradition with a rich history. A wedding favor is considered a symbol of good will to guests, and there are many different wedding favors on

the market. Finding the right one can take a little work. It is usually a good idea to find something that suits the theme of the wedding and is both long-lasting and practical. Try to avoid anything that is too kitschy.

A couple's budget should be considered when choosing wedding favors. A couple may want to give their guests lavish gifts but should only do so if their budget allows. It may be challenging for couples to find favors that fit the theme of their wedding, as well as their own personalities and budgets. But it can be done. The following are some favor-finding guidelines.

Be creative

Wedding favors can be just about anything, so there's no need to stick to Jordan almonds or wine bottle stoppers. The more creative



couples are, the more receptive their guests will likely be. For example, for an autumn-theme wedding, fill mason jars with the ingredients for a spiced cake and give the recipe directions on a tag. For a summer wedding, gift guests with a sun and surf survival bag, full of sunblock, a

beach towel and sunglasses.

Complete the theme

Some weddings follow a particular theme from start to finish, and wedding favors should stick with that theme. Couples who will showcase their love of travel on their

♡ continued on page 11

Shop breathtaking diamonds, gemstones, gold and sterling silver jewelry as well as a beautiful selection of Estate, Bridal and Fine Jewelry

Custom Bridal sets available!

Looking for Gifts for Your Bridal Party?

KATIE LOXTON
LONDON

Jewelry for every Occasion



Mariana
LIVE IN COLOUR



MENTOR LOCATION

Mentor's *Boutique* Destination:

8920 Mentor Avenue • 440-266-8900

Next to Malley's Chocolates in the Mentor Corners Plaza

Hours: Mon-Fri; 10-6, Sat; 10-4

Check out our wonderful selection of Engagement Rings




WEDDING ADVICE FROM PAGE 4

candles, I was so excited I had left it up to the expert.”

When deciding on particular aspects of the wedding, you can give your general ideas, but leave the finished product to the professionals. Don't list every song you want the deejay to play or micromanage all of the poses the photographer should take. After all, experienced pros have likely done this dozens of times in the past and could produce results you never dreamed possible.

Tip #2: Scale down

Unless you are planning on auditioning for the show “Over-the-Top Weddings,” it might pay to make your wedding more about being personal and less about wow-ing the crowd with special effects and expensive treats. It's easy to be lured into extra dinner courses or be persuaded to release doves at



Take a look at Stadium Grill in Mentor

Stadium Grill is a locally owned and operated sports bar and restaurant that is under new ownership

We are committed to offering great food and service, in a family-friendly atmosphere. We feature a broad menu from burgers to prime rib dinners.

As always we strive to make your special event exactly what you were expecting!

www.stadiumgrillmentor.com

the ceremony, but will these extras impact your relationship or the life you will be building together?

“If I had to do it all again, I would skip the dessert bar I had at my wedding,” says Alice C., Ohio.

“The spread of pies, pastries, cookies, and chocolates certainly looked impressive, but it cost me a small fortune. Also, people filled up on the dessert bar so much, they no longer had room to taste my special-ordered wedding cake.”

Tip #3: Don't overextend

Your wedding will hopefully be a once-in-a-lifetime event. Therefore, couples often plan to spend a good deal of money to ensure their special day is perfect. Weddings are still viewed as a high-priority expense and most couples save for a long period of time despite sluggish consumer spending reports. According to the market research and analysis firm IBISWorld, nearly 60 percent of couples go over their budgets when getting married. Some do so at the risk of being in debt afterward.

“It can be easy to get carried away in wedding spending,” shares Deirdre H., Michigan. “I went way over budget when getting my wedding gown and a few other components of my wedding. My husband and I struggled the first year of our marriage trying to fix our finances and battling a bad case of money-related stress.”

Try to stick to a budget as much

as possible so that you can enjoy yourself not only on the wedding day, but also long after the honeymoon has ended.

Tip #4: Keep it in the family

Selecting members of your wedding party can be challenging because there may be so many special people in your lives right now that you want to honor. Choosing a best man and a maid/matron of honor is a large responsibility because these people stand out in the wedding. Although couples struggle with their choices and want to please everyone, your safest bet is to choose a family member.


“I ended up choosing my best friend over my sister as maid of honor,” says Clara T., Arizona. “Although we were very close at the time, we've since grown apart due to work relocation. My sister and I, however, talk and hang out frequently. I regret not having asked my sister to be my maid of honor, considering hers is a friendship I know will last a long time.”

Unless you don't have close family members or your relationship with your siblings or cousins is strained, choose a family member to serve as best man or maid of honor.

It is easy to be overwhelmed when planning a wedding, and couples can expect to be bombarded with advice. However, it could pay to heed the advice of couples who have already lived and learned from their wedding choices.



A MAGICAL START TO A LIFELONG ADVENTURE



Nestled in the heart of Ohio's Wine Country on the shores of Lake Erie, The Lodge At Geneva is the ideal setting for a picture perfect wedding.

TheLodgeAtGeneva.com
866.387.5710
4888 North Broadway
Geneva-On-The-Lake,
OH 44041
Located off I-90 on
SR 534 North

THE LODGE & CONFERENCE CENTER AT

GENEVASM
ON-THE-LAKE
OHIO'S WINE COUNTRY RESORT



Take a look at **pulsart media**

If you are looking for a wedding photographer for your big day, have a newborn baby or a high school senior that need portraits taken or looking for that perfect 'Valentine's day' gift, you have found the right people.

We are Geoff Pulsford and Cindy Wiseman-Pulsford, a husband/wife team with a one-two punch of technology and technique.

Geoff, a former manager of a local retail camera store has the equipment knowledge while Cindy has 10 years of portrait photography training and shooting in one of the most prestigious studios in the area.

Both Geoff and Cindy have extensive knowledge and schooling in photography and both have published photographs. Cindy has won awards for her portrait work.

We are a traveling studio based just east of Cleveland, in Willoughby. We bring our lights, backgrounds and equipment to your home.

We stand behind our work. Give us a shot.

We guarantee you'll like your decision.

Call or text now to schedule an appointment.

pulsart media : 440-223-3636
info@pulsartmedia.com

Wedding insurance can ease nerves

Couples spend thousands of dollars on their wedding ceremony and celebrations. According to the business and financial resource Business Insider and The Knot 2017 Real Weddings Study, the average wedding in the United States costs \$31,391. Insurance policies can help couples protect their wedding investment. Special event insurance provides coverage for various scenarios, including extreme weather, damaged gifts, lost jewelry, vendor cancellations or no-shows, venues closing before the wedding, and canceled weddings, according to Travelers Insurance. Policies will pay directly for any damage or injuries that occur, or reimburse the couple if the wedding is postponed or canceled. If weddings occur at home, some people's home insurance or umbrella policies may cover certain wedding liabilities. Most wedding venues carry their own liability insurance, so couples may not have to overlap there. However, for those who desire extra protection for vendor mishaps, it is wise to speak with an insurance professional. Prices for wedding insurance policies can start at around \$100 to \$200 for minimum coverage and reach \$1,000 for more expensive ceremonies, according to the financial advisement website NerdWallet.

The Lodge at Geneva-on-the-Lake Weddings



Standing majestically along the Lake Erie shore, The Lodge at Geneva-on-the-Lake offers a signature Ohio wedding location.

From grand receptions to intimate ceremonies, The Lodge's wedding professionals take care of the details so guests can focus on the celebration. The Lodge's staff can even help plan the special occasions leading up to a wedding day, including elegant rehearsal dinners.

The Lodge's grand ballroom can host Ohio wedding receptions for up to 300 guests. On-site catering staff skillfully prepare menus from

elegant buffets to formal plated dinners, and everything in between.

For an unforgettable outdoor celebration, The Lodge at Geneva-on-the-Lake offers an open outdoor location set on shimmering Lake Erie's shore. Surrounded by natural wonder. Say "I do" in one of Ohio's most picturesque places.

For availability and pricing please contact our dedicated, on-site Wedding Sales Manager at 866-890-1273.

*All catering provided by The Lodge. No outside food or beverage permitted except cake/cookies. See sales manager for details.



Just imagine being swaddled in warm, herb-infused compression bandages, lying down in a darkened room, listening to relaxing music and not having family, co-workers or friends bothering you for an hour. Does it sound too good to be true? It isn't. Give us a call or visit our website to book your first appointment today!

A hidden secret in Mentor, Herbal Therapy Body Wraps is celebrating seven years in business. We use the ancient technique of herbs combined with compression wraps to help you:

- Lose inches on targeted areas
- Reduce the appearance of stretch marks and scar tissue
- Moisturize & tone skin
- Alleviate aches & pains
- Relaxation



We also offer:

Sea Clay Facial Wraps
Hand Paraffin Dips
Reflexology
Young Living Essential Oils
Diffusers and our
Beauty Abundance skin care line



7511 Mentor Ave. • Mentor, OH 44060
440-942-5300

herbaltherapywraps.com

\$25

for Your First Body Wrap

New clients only Offer expires 2/28/19
No valid with any other offers

20% off Any Beauty Abundance Product

New clients only Offer expires 2/28/19
No valid with any other offers

Get the most out of bridal shows and wedding events

Recently engaged couples may be excited to get a jump on wedding planning. Bridal shows can be a great way for couples to meet and familiarize themselves with local wedding professionals, all the while introducing themselves to the terminology of wedding planning.

Though they're a great source of information, contacts and samples, bridal shows also can be a bit overwhelming. Learning how to maximize time spent at shows can help couples plan their weddings as efficiently as possible.

- **Start small.** If the idea of large crowds is unappealing, attend the more intimate, boutique shows that are often held at local reception halls and restaurants instead of the larger installations at convention centers and hotels.

- **Scout out vendors.** Check the bridal show's website for lists of

exhibitors and see if your desired vendors are on the list. But even if they're not, keep an open mind and use the show as a chance to compare offerings. If an event map is available, marking off must-visit booths can help save time.

- **Pre-register.** Pre-registering for bridal events saves time at check-in, and doing so may make you eligible for discounted tickets.

- **Come prepared.** Chances are each vendor is going to ask couples for information so that they can follow up with a phone call or email with more detailed offerings and estimates. Couples attending the show can expedite the process by coming equipped with labels that feature their names, contact information and wedding date. They can then stick the labels on sign-in sheets or use them like business cards.

- **Dress comfortably.** Bridal

expos involve a lot of walking and roaming around. Wear comfortable clothing and shoes. Consider a backpack or hands-free bag so you are not weighed down when collecting the swag and other handouts throughout the day.

- **Ask questions.** When face-to-face with vendors, rely on their expertise but don't hesitate to ask questions concerning themes, colors, recommendations for honeymoon locations, invitation paper suggestions, and much more.

- **Stay for the fashion show.** Many shows will offer a runway experience to present the latest gown and tuxedo offerings. This can be an entertaining way for couples to formulate their wedding styles.

Wedding shows introduce couples to vendors and set them on the path to making decisions regarding the planning of their weddings.

See Bridal Show
on page 10

pulsart media wedding photography

- husband and wife team
- UNLIMITED time on your big day
- FREE engagement photos

pulsartmedia.com

(440) 223-3636

Willoughby OH



Wedding veils complete bridal look

The perfect dress is on the wish list of many a bride-to-be, but no bridal ensemble is truly complete until the bride chooses her veil.

Veils have been worn by brides at their weddings for centuries. Veils can be traced back to the Middle East, where veils helped protect against the weather while also preserving the modesty of the bride. In Ancient Greece and Ancient Rome, veils were used as protection against evil spirits.

According to popular wedding website The Knot.com, until Vatican II, all Catholic women were required to have their heads covered in church, including during their wedding ceremonies. Veils were worn for this purpose, but they also symbolized trust in the groom and his love and companionship. Some Christians also see the veil as a visual representation of submission

to the Church and to God. Others think of the veil as another beautiful accompaniment to their bridal gown, without attaching any additional meaning to the veil itself.

Veils come in various lengths and can complement the style of a wedding gown. They also tend to add glamour to brides' looks. Here are the types of veils from shortest to longest.

- **Blusher:** Blushers cover the face, though some extend only to mid-cheek on the bride.
- **Flyaway:** Flyaways cover just the back of the head. Shorter veils may work better on petite women.
- **Shoulder:** Shoulder veils are about 20 inches in length and will hit at the bride's shoulders or just below.
- **Waist:** Waist-length veils cascade down to the middle of the bride's waist.



- **Fingertip:** These veils extend down 38 to 42 inches, brushing against the bride's fingertips.
- **Waltz/Knee:** For a dramatic look, many brides may opt for waltz-length veils, which fall to the back of the knees.
- **Chapel/Floor:** Veils that extend to the floor may be referred to as

“chapel” or “floor-length” veils. Such veils cascade slightly behind the bride.

Veils can complete brides' wedding day looks. Shorter veils may be comfortable to wear throughout the day and evening, but brides may want to consider detachable veils if they are selecting lengthier options.



La Vera
Party Center

Providing perfection in catering and banquet facilities since 1952.

specializing in:

**Wedding Receptions • Off-Site Catering
Social & Civic Functions • Corporate Events
Graduation Parties • Carry-Out Catering
Wedding Ceremonies • Religious Events**

**(440) 943-0087 • 32200 Chardon Rd
Willoughby, OH, 44094**



Grooms: Look your wedding day best



Weddings are a chance for couples tying the knot to be the center of attention. All eyes will be glued to the bride and groom on this special day, which makes it even more important for couples to look their collective best.

Brides might garner most of the attention on a couple's wedding day, but dashing grooms also will get their share of attention. As a result, grooms must be just as diligent as their blushing brides with regard to grooming and appearance on their wedding days. To look picture-perfect, grooms may want to include these grooming tips in their wedding day preparation.

Hair

Schedule a haircut with a professional stylist roughly a week before the wedding to get your hair shaped and trimmed. Although trendy hair-styles may show off creativity, keep in mind that photos last forever, and it's often better to stick with a classic cut. A barber or stylist may suggest styles that best suit your face shape and hair texture. Above all, the haircut should be neat. Resist the urge to wash your hair every day before the wedding. Allow some natural oils to build up and make your hair shine in a healthy way.

Shaving

Shaving is another thing grooms must consider. If you have a beard, make sure it is clean,

combed and trimmed. Men who shave the day of their weddings may find their skin is sensitive and irritated, which can lead to redness. Unless your facial hair grows especially fast, shave the evening before. This is a good time to splurge on a professional shave with a straight razor at a barber shop. A hot shave from a professional will produce a close shave with the least amount of irritation when done correctly.

Hands

Grooms also may want to book a manicure. Keep in mind that salons will do men's nonpolish manicures and pedicures, and they can be well worth the investment. Photos of entwined hands or close-ups of the ring exchange will have guests zeroing in on your fingers. Have hands look their best with clean, shaped fingernails and trimmed cuticles.

Skin

Get plenty of sleep the night prior to the wedding. Being well rested will help reduce puffy eyes, dark circles and sallow skin. It will also put you in a more positive mood, which can help you enjoy the day even more.


The day of the wedding, shower using water and a mild soap. Avoid any skin irritation by patting your face and body dry, rather than rubbing it with the towel. Moisturize your skin to avoid dry patches. Stores sell many moisturizers geared toward men's needs, often in unscented or more masculine fragrances.

Reducing shine is key for wedding day photos. Rely on face and hair products that will not add unnecessary sheen to your skin or hair to avoid making you look greasy. Matte hair waxes and sprays will tame tresses. Also, ask your fiancé to pick you up a package of blotting tissues if you are prone to oily skin. These absorbent, typically rice-paper sheets will remove oil from your face and keep sheen to a minimum.

Smile

Make sure your teeth have been thoroughly brushed and that you have used a minty mouthwash so you're primed for that first kiss. Many grooms also opt for whitening treatments prior to the wedding so they have a dazzling smile.

On their wedding days, grooms will likely be photographed more than any other time in their lives. That means putting extra effort into personal grooming to look their best.



Great Lakes Mall Bridal Show Saturday, February 2 from 10 AM – 5 PM

At a PMA Bridal Show, you are a real person with a personal dream, not just another bride. I invite you to experience the difference at the FREE Great Lakes Mall Bridal Show and receive the following benefits.

- FREE Admission
- Free Bridal Swag Bag
- LGBTQ-Friendly
- Free fashion show at 3:00 pm
- More than 50 local, expert vendors to help you plan your perfect day
- GRAND PRIZE: One lucky registered bride

will win a \$500 Gift certificate to use with the vendor of her choice from the show!

Frontier Airlines Tickets (\$500) Giveaway: You Must RSVP to the Great Lakes Mall Bridal Show. Also, YOU MUST BE IN ATTENDANCE at the show to win tickets. The lucky winner will be drawn after the 3pm Fashion Show held at Macy's Court on February 2.

Go to <https://pmashows.com/rsvp/>. This will direct you to pre-register for the bridal show. Save time and be entered to win prizes at the show when you pre-register.



Put More You into Your Wedding Day

(Family Features) A wedding day is filled with symbolic tradition, from varied religious customs to the never-ending circle reflected in the rings and the types of flowers accentuating the celebration. Even with all the traditional rituals to consider, nearly every bride and groom can find ways to give their special day some unique touches that reflect their personality and love.

Music sets the mood for every wedding, and it's an easy place to put your own spin on the celebration. Whether you forgo the traditional bridal march entirely or simply look for an arrangement that gives an updated twist to the classic version, let guests know this isn't your average wedding by setting the festivities against a soundtrack that lets your true character shine.

The wedding party is intended to be a collection of those nearest and dearest to the bride and groom, who help ensure the day goes off without a hitch and who lead fellow revelers

in celebrating the start of the new couple's life together. That being said, there's no reason this group must be limited to women on her side and guys on his, or even that it's limited to humans - a beloved pooch can make for an adorable ring-bearer, after all.

Photography is an essential element of your big day, but think beyond the images you'll capture throughout the wedding and reception. Photos lend a personal touch, no matter what your color scheme or theme. Integrate photos of the two of you at various stages of life, together as a couple and with loved ones (perhaps even some you're honoring in memoriam). You can display these at a table with the guest book, as part of the table centerpieces, or even on the gift table. Or take things digital and load all your images into a slide show set to music.

Make favors meaningful. Forgo more common items like bubbles and chocolate, and instead send a little of yourself home with your

guests. Maybe it's a memento from a place with special meaning to you both, or a bottle opener shaped like a bicycle to represent the way you met. Just think about the moments and things that define you as a couple and do some searching online. You'll probably be surprised by how quickly the options pile up.

Serve up a menu that shows guests more about your life together. Your loved ones can order basic beef or chicken anywhere. Instead, give them a glimpse into you. Make your main course the same food you enjoyed on your first date or during another monumental moment in your courtship. Or plan the entire menu around a region that you hold close to your heart.

Weddings are filled with traditions, but that doesn't mean you can't put your own touches on the day for a special event filled with memories that are uniquely your own. Find more advice for life's special moments at elivingtoday.com.

FAVORS FROM PAGE 5

wedding days may want to give guests keychains or purse holders that feature popular landmarks around the world. Those who are admitted beach bums may want to present a small fishbowl with sand and a goldfish inside, reminiscent of days at the seashore.


Go traditional

Couples who opt for universally appealing favors can lean toward some popular options, such as silver cake servers, candlestick holders, decorative photo frames, or engraved keepsake boxes. Aim for favors that have utility. Otherwise, favors may end up collecting dust on someone's shelf.

Food and beverage gifts are fun

Food favors mean guests can enjoy their gifts and not have to worry about finding space inside their homes to display trinkets. Food favors can be lavishly decorated cookies, fine chocolates, petit fours, small bottles of champagne or cupcakes decorated like the wedding cake.

Favors are often integral to wedding celebrations. Selecting a favor that will be appreciated and fit with the wedding is often a fun and stress-free part of planning a wedding.



Cakes by Maria and Joe

OVER 40 YEARS OF EXPERIENCE

**3 TIME CLEVELAND
HOT LIST
WINNER FOR
“BEST WEDDING
CAKES”!**

The origin of **Cakes by Maria and Joe** began in the 1970's. While in high school, Joe started his bakery career at Cleveland's largest chain at the time, Hough Bakeries. It was there he learned the art of cake decorating and scratch baking from some of the best bakers who had immigrated to Cleveland from all over the world.

In 1980, Joe met his beautiful wife Maria and they married in 1985. She also shared his passion for baking and in 1988 they purchased a very successful bakery from an individual that was preparing for retirement. As a result they became the new owners of The Willoughby Baking Company, one of the premier bakeries in all of Lake and Cuyahoga counties. For over 16 years they had the pleasure of baking and creating some of the most beautiful cakes for celebrities, companies, restaurants, special events, weddings, families and friends.

In 2004, they both decided to sell their bakery and semi-retire. Joe pursued part-time employment with a large market and learned about the new organic aspects of baking. Maria decided to concentrate on creating incredible wedding cakes from a home based environment. Once again, the demand was overwhelming and it would take the both of them to finish all the orders thus the birth of **Cakes by Maria and Joe!**

Now with over 40 years of experience, they once again are making one-of-a-kind dream cakes that taste as decadent as they look. Their commitment to exceptional taste and quality ingredients make a distinct difference in addition to a wide variety custom design cakes to fit every occasion.

Cakes by Maria and Joe will work with you to provide you not only with the highest quality cakes, but also excellent service and value – all within your budget.

NO REQUEST IS TOO BIG OR TOO SMALL – CAKES BY MARIA AND JOE CAN HANDLE THEM ALL!

34522 Lakeshore Blvd. Eastlake, Ohio 44095

1.440.829.3525 • info@cakesbymariaandjoe.com

 Follow Us on Facebook

