



Equipment & Party Rentals



Ark RENTALS
www.arkrentals.com

Need it? Rent It!

Rte.61 - Orwigsburg
570-366-1071

7 Things To Consider When Buying A Shed

Backyard sheds can be useful assets. Sheds can create storage space in the garage, basement or other areas of the house that have become gathering spots for gear typically used outdoors. Sheds are ideal for housing mowers, tools and even pool-care equipment. But they can be put to other uses as well, such as being key spots to engage in hobbies or even as a child's clubhouse. Various factors should be considered before building or buying a shed. A storage shed can be a significant investment. Once placed, sheds may remain in their dedicated spots for years to come. That means careful thought should go into the planning process.



SAVINGS FOR YOUR LAWN

Scotts 4-Step Program Exclusive Offer At Mountain View Supply & Rentals!



SALE \$84.99
-\$20 with card
You Pay \$64.99
5,000 SQ. FT.
Scotts® Lawn Pro® 4-Step Annual Program
Crabgrass Preventer Plus Fertilizer, Weed Control Plus Fertilizer, Lawn Fertilizer and Winterizer. 7287154 Limit 2 at this price. 4-Step Annual Program for Seeding, 5,000 Sq. Ft., 7287188... *\$4.99, *\$4.99 After *\$20 Instant Savings. *Limit 2 at this price.

SALE \$214.99
-\$50 with card
You Pay \$164.99
15,000 SQ. FT.
Scotts® Lawn Pro® 4-Step Program
Crabgrass Preventer Plus Fertilizer, Weed Control Plus Fertilizer, Lawn Fertilizer and Winterizer. 7287162 Limit 2 at this price. 4-Step Annual Program for Seeding, 15,000 Sq. Ft., 7287168... *\$14.99, *\$14.99 After *\$50 Instant Savings. *Limit 2 at this price.

PLUS a \$25 Mountain View Supply Gift Card
on a 15,000 sq. ft. program and a \$10 gift card on a 5,000 sq. ft. program
Gift cards are limited to the first 50 programs sold of each size. Must be used on a future purchase. Promotion ends April 28th, 2020.

Mountain View Supply & Rentals

5104 Old Route 22, Hamburg, PA 19526
(5 Mi. W. of Hamburg, on Old Rt. 22)
Phone: 610-488-1025 • Fax: 610-488-7314
infomvs@dutchcountry.net
www.mtviewsupply.com
Mon. thru Fri. 7:00 to 6:00; Sat. 7:00 to 5:00; Sun. Closed

1. Check your local building codes first. Before you accumulate building materials or order a shed, be sure to know the ins and outs of shed codes. The codes may impact the shed's placement, construction, the materials used, size, and numerous other factors. It's much easier to amend plans beforehand than to face the hassle and expense after learning you did things incorrectly.
2. Choose placement wisely. Spend several days assessing the yard and thinking about the uses for the shed. If you plan to store pool floats and chemicals inside of the shed, it should be located close enough to the pool to be convenient. Look at the lay of the land. If there is a soggy patch of land that can turn swampy under the shed's foundation, that is a poor location choice. If you need access to electricity, placing it far away from the house could necessitate running expensive wiring.
3. Consider the design. Just because a shed is for storage doesn't mean aesthetics should be overlooked. Choose a shed style that complements your home. You may also want to match certain architectural features, like arched doorways or dormers. Design also may relate to practicality. For instance, storing a riding mower inside may necessitate dual doors that open widely.
4. Invest in quality materials. Spending a little more and using quality materials can ensure it lasts long enough to be cost-effective. The right materials will be resistant to splitting, cracking, decay, and insect damage.
5. Prepare the site well. A proper foundation for the shed is almost as important as the shed itself. You cannot just drop the shed on the lawn and leave it, as the shed can sink or structural issues may arise if it is placed on a weak base.
6. Blend into the environment. Surround the shed with shrubs or plants so that it blends into the yard and complements the space.
7. Deck out the interior. Use every storage tool at your disposal to maximize floor, wall and even rafter space for storage. Plan where items will be kept and customize the storage options around those locations. Sheds can be an asset and improve storage capability in the backyard.

Gardens are a form of autobiography.
-Sydney Eddison

Half the interest of a garden is the constant exercise of the imagination.
-Mrs. C.W. Earle

No two gardens are the same. No two days are the same in one garden.
-Hugh Johnson

I think that if ever a mortal heard the voice of God it would be in a garden at the cool of the day.
-F. Frankfort Moore



Specializing in All Types of Plumbing, Heating, Cooling, Electrical Service

- 30+ YEARS EXPERIENCE
- WATER CONDITIONING
- LICENSED AND INSURED
- REMODELING/NEW CONSTRUCTION
- FREE ESTIMATES
- WELL PUMP SERVICE & INSTALLATION

61 PRICETOWN ROAD • FLEETWOOD, PA 19522
610-683-5465 Fax: **610-683-3296**
Email: twoguys61@yahoo.com

B. Young Accepting All Major Credit Cards

Asphalt Paving and Sealcoating

SPRING SPECIAL 25% off

Free Estimates **610-396-7998**
484-486-0282

PA #111185 • Driveways • Parking Lots • Hot Crack Repair • Gravel

QUARRY RIDGE ROOFING SUPPLY

Monday thru Friday 7 a.m. to 5 p.m.
Email: quarryridge@verizon.net

- Metal Roofing & Siding
- Metal Trim Bending Up To 21'
- Standard and Specialty Trim

We've Moved!

Come Visit Us At Our New Location

405 Quarry Road Kutztown, PA

610-683-5312 (Phone)
610-683-3207 (Fax)

Featuring Everlast Roofing's New OMNI panel...manufactured for

- Superior strength
- Attractive design
- Long lasting durability
- Weathertight sidelaps
- Limited Lifetime Warranty



OPENING APRIL 1ST

Tues, Wed & Thurs 9am – 4pm Friday 9am – 5pm
Saturday & Sunday 8am – 5pm Monday CLOSED

- Large Shade and Flowering Trees – Grown on our Farm.**
- Impressive Perennial Displays – You'll find everything you need with over 300 types to choose from.**
- Unique Varieties – We have varieties you won't find anywhere else!**
- Knowledgeable and Experienced Staff - Over 50 years of combined experience. We can answer all your plant needs.**
- Quality Shrubs - We select plants that have proven performance.**
- We stock weekly - Our displays are always fresh and new!**
- New and Exciting Inventory**




FOLIAGE FARM

57 Christman Rd. Kutztown 19530
610-683-6585 / foliagefarmpa@gmail.com
www.FoliageFarm.com

Randy's Carpet

Family owned since 1974

Carpet
Vinyl
Tile
Hardwood



610-562-8838

1073 Pottsville Pike (Back of Building) | Shoemakersville, PA
Mon - Thurs 10AM - 7PM | Fri 10AM - 4PM
Sun 10AM - 2PM | Closed Saturdays

Quality-Built SHEDS FOR LESS

FREE DELIVERY
Within a 20-Mile Radius
Reasonable Fee Outside 20-Mile Radius
Existing Sheds Moved For Additional Fee!

We personally deliver all sheds and pass the savings to you!

- 23 sizes ranging from 4'x6' to 12'x28' or custom-built to your needs
- Many styles to choose from
- Pressure treated 4x4 runners with wood siding (vinyl siding available)
- 2x4 construction
- We will custom-mix any color for your shed
- Windows are standard in all sheds
- We have models in stock for immediate delivery

Spring Is Coming! Get Your Shed Now!

Quaker Shed



Mini Barn



Also Available: Utility Trailers (all sizes)
• Tow Dollies • Chicken Coops • Dog House • Kennels • Gazebos

Before You Buy, Check Our Everyday Low Prices!!

STORAGE CONTAINERS FOR RENT

- Delivered To Your Site
- 20 Ft. & 40 Ft. Sizes
- Low Monthly Rates

STORAGE CONTAINERS FOR RENT

KUZAN'S HARDWARE AND RENTAL CENTER 610-562-7186
1069 Pottsville Pike, Rt. 61, Shoemakersville, PA 19555
www.kuzanshardware.com • Mon. - Fri. 7:30 AM to 7 PM; Sat. 7:30 AM to 5 PM

Rent To Own
Stop In For Details.
24/36/48 Month Plans Available.
No Credit Check.

Financing Available
We Accept: 
BEHIND EVERY PROJECT IS A **True Value** STIHL® Stihl Dealer

Jacks Hauling and Demolition Service

REALTORS & LANDLORDS
Did Your Last Tenant Trash Your Place?
RESIDENTIAL CLEANOUTS & MORE!
Complete Service Including Labor

484-332-5929

GENERAL CLEAN-UPS

Removal & Safe Disposal

Basements • Garages • Attics
Old Appliances Removed
Residential • Commercial and Retail • Industrial
FREE ESTIMATES - FULLY INSURED
24 Hour Prompt Service

Mulching Mistakes To Avoid

Landscape features vary significantly from house to house. Some homeowners may prefer water features on their properties, while others focus on flowers that would be the envy of a botanical garden. Regardless of those preferences, lawn and garden enthusiasts who want to make their properties as idyllic as possible may eventually look to mulch to help them accomplish that goal.

Mulch helps soil retain moisture, which promotes strong, healthy flowers, plants, trees, and shrubs. And because soil beneath mulch retains more moisture than soil that's not protected by mulch, homeowners won't have to spend as much time watering mulched landscapes. That saves time and conserves water, which can be a big benefit in areas prone to drought and/or especially hot



summers. Mulch also helps to suppress weed growth, which can ensure all that hard work needed to create an eye-catching garden won't be compromised by the presence of unsightly, thirsty weeds. Mulching seems like a simple task, and it can be. But that does not mean homeowners cannot make mistakes when mulching. The following are some common mulching mistakes to avoid as lawn and garden season hits full swing.

- Not enough mulch: Mulch is ineffective when spread too thin. The Virginia Cooperative Extension at Virginia Tech and Virginia State University recommends applying mulch no less than two inches in depth. Anything less than that will prove ineffective at preventing weed growth and helping the soil retain moisture, and that means you will need to water more often.
- Poorly located mulch: Mulch should not be placed too close to

plant stems or tree trunks. When it is, tissue is so wet that it makes for a perfect environment for disease and insect infestation.

- Failing to mulch to the drip line: The drip line of a tree refers to the outermost circumference of the tree's canopy from which water drips onto the ground. The VCE recommends mulching to the drip line of a plant or tree, which ensures the plant or tree will get the most out of the mulch. Mulching to the drip line also minimizes competition from the grass, leading to stronger plants and trees.
- Failing to weed before mulching: Weeds should be removed prior to mulching. If they're not, the mulch can provide the same growing environment for weeds that you're trying to create for your plants and trees.

Mulching benefits a landscape in myriad ways, especially when homeowners avoid some common mulching mistakes.

John J. Stetzler

Upholstering

- Car and Truck Seats
- Furniture
- Recover Boat Seats
- Day-Night Shade Repairs
- Custom Boat Covers
- Miscellaneous

2485 Shartlesville Road
Mohrsville
610-488-7760 or
484-955-2436
jjsupholstering.com

Design Build Construction

Stanley W. Bauman, Jr.
General Contractor, Inc.




Residential Additions Renovations New Homes

Professional Services Since 1964

SW Bauman
Phone: 610 682-7124 Web: www.swbauman.com
HIC Registration #5459

HANDYMAN

Hillman & Son
ALL HOUSEHOLD REPAIRS

610-737-1817

THIS MONTH'S SPECIAL:
Replacement Windows Window & Installation \$349

FREE ESTIMATES • FREE ESTIMATES • FREE ESTIMATES

R. Stanley's Paving

Locally owned and operated

- Seal Coating
- Paving
- Patchwork/Repair
- Stoning
- No Job Too Big or Small

10% OFF
Expires 3/29/20

610.926.2731

Lic. #PA003586 WP
FREE ESTIMATES • FREE ESTIMATES • FREE ESTIMATES

LET US HELP!

SPRING CLEANUP

INSECT CONTROL

FERTILIZATION Lawn - Trees Shrubs

MOWING MULCHING

Bound to the commitment of providing the highest standard of quality workmanship enhancing the aesthetic value of your environment. Our most precious asset is our customers and by their values and interest we are held to the highest level of excellence in service and quality. We measure this quality not by profit but by appreciation of your continued business. We dedicate your goals to our continued mission.

Home Scape Services LLC

610.562.8700 homescape.org

2nd Generation


ADAMS WINDOW FASHIONS

Shop-At-Home Service
Residential and Commercial

- Draperies and Valances
- Cornices
- Swags and Jabots
- Roman Shades
- Bedroom Ensembles
- Pillows and Window Seat Cushions
- Table Covers
- Hunter Douglas-Certified Installer

Custom Window Treatments are created in our workroom and are installed by us.

RENEE ADAMS MOSER
610.562.2150
awfashions@verizon.net



Enrich Your Outdoor Lifestyle

KEYSTONE LANDSCAPE SUPPLY

**80 Willow Street
Kutztown PA 19530
610-223-5622**

**4 Industrial Drive
Hamburg PA 19526
610-562-8662**

**Hours:
M-F 8-5 | Sat. 8-3**

**Extended Spring Hours:
Starting April 1**

**Topsoil | Mulch | Decorative Stones
Pavers | Sand | and more!**

We carry all of your landscaping and hardscaping supplies!



Simplicity Tractors
Simplicity
On Sale Now



Echo Spring Cleanup
ECHO



Briggs & Stratton Generators In Stock

Simplicity, Toro, Columbia Riding Tractors, Lawn & Garden Equipment, Echo Power Equipment

MILLER'S Lawnmower Service
Sales & Service

906 Centerport Road
Mohrsville, PA 19541
610.926.4265
www.millerslawnmowerservice.com

MARCH MANIA SALE

Wood & Pellet Stove Blowout!

SALE NOW THROUGH MARCH 31ST

Save up to \$1,000 on Floor Displays and Closeouts

HUGE SAVINGS \$\$\$ All with full manufacturer warranty • Wood, coal, gas, wood pellet & corn (stoves or fireplace systems)

- All sold on first come, first served basis

25% OFF all chimneys, pipe and vent systems, with stove purchases via this sale, with this ad.



www.stovesnstuff.com

"We Deliver Warmth"
WOOD • COAL • GAS • ELECTRIC • PELLETS

STROUDSBURG (570) 424-2421
EMMAUS (610) 966-2271
TAMAQUA (570) 386-5656

5 Outdoor Projects That Add Value

Exterior renovations can enhance the appearance of a property and make it more enjoyable for homeowners. Certain renovations have the potential to add value to a home, while others may do the opposite. Learning which one have the largest return on investment can help homeowners select features that will have the most positive impact. Curb appeal goes a long way toward attracting potential buyers. According to the National Association of Realtors, first impressions of a property have a strong influence on buyers. Landscaping and external features can do much to influence such impressions.

- **LAWN CARE PROGRAM:** Investing in a lawn care program that consists of fertilizer and weed control application and can be transferred over to a subsequent home owner is an attractive feature. NAR says such a care program can recover \$1,000 in value of the \$330 average cost, or a 303 percent ROI.

- **LOW-MAINTENANCE LIFESTYLE:** When choosing materials for projects, those that offer low-maintenance benefits can be preferential. These include low-maintenance patio materials, composite decking, vinyl fencing, and inorganic mulched beds.

- **FIRE PIT:** A fire pit can be used for much of the year. In the spring and summer, the firepit is a great place to congregate to roast marshmallows



or sip wine and gaze into the fire. In the fall, the fire pit can make for a cozy retreat. A fire pit that has a gas burner is low-maintenance, and the National Assn. of Landscape Professionals says that most can recoup about \$4,000 of their \$6,000 average price tag.

- **SOFTSCAPING:** Hardscaping refers to structures like outdoor kitchens or decks. Softscaping

involves the living elements of the landscape. Hiring a landscape designer to install trees, shrubs, natural edging, and rock elements can do wonders toward improving the look and value of a home.

- **POOL OR WATER FEATURE:** In certain markets, particularly hot climates, a pool or another water feature is a must-have. However, in other areas

where outdoor time is limited, a pool or water feature can actually lower the value of a home. Speaking with a real estate professional can give homeowners an idea of how a pool will fare in a given neighborhood. Outdoor improvements can improve the marketability of a home, as well as enhance its appearance and function.

BEST PRICE PAVING by Richard
Locally Owned and Operated

- Free Estimates
- Commercial
- Residential

610-973-9086
www.bestpricepavingbyrichard.com
PA #120231

Quality Paving At It's BEST!

- Driveways • Parking Lots

We Specialize In

- Asphalt Repairs • Hot Tar Crackfilling
- Patchwork • Sealcoating • PAVING

15% OFF ANY SERVICE
Must Mention Ad. Limited time offer.

Is A Swimming Pool In Your Future?



**Custom-Built Pool Houses
Storage/Entertainment Areas.**

We Turn Your Vision Into Reality.

Call:

MARTIN CONSTRUCTION COMPANY

Fleetwood, PA 19522 Phone: 610-683-6120
www.martinconstructionco.com

Find Us On Facebook

HIC# PA 8177

**Total Building Solutions
for over 40 years**

10% OFF
Call now to schedule and receive 10% OFF your current mowing bill! (copy of bill required)

NOW IN OUR 3RD SEASON, Introducing Cutting Co-op

10% OFFERS VALID FOR 2020 MOWING SEASON
THE BEST LAWN CUTTING SERVICE

FIX IT ALL

610-562-6868 802 S. Fourth St., Hamburg
Used Equipment & Trade-Ins, Pickup & Delivery
email: fixitall222@gmail.com

10% OFF
Refer a friend or neighbor to receive an additional 10% OFF
Referral must be in the Greater Hamburg Area. Details in store.

COVER WAREHOUSE
PENSKE
Your Local PENSKE Van & Truck Dealer Household or Commercial
Rental | Leasing | Logistics

NECESSITIES

NEW AND USED FURNITURE

21 South 4th St.
Hamburg, PA
610.562.6765

HOURS: Mon/Wed 10-5
Thurs/Fri 10-7 Sat 10-5 Sun 11-4
Closed Tuesday

www.secondhandrules.com

Bring this ad for a 10% discount
(items \$25 or higher)



WP

Time To Replace Old Wiring?

Old homes can be charming and contain architectural elements not often seen in many modern housing developments. But what older homes may have in design appeal, they may lack in updated features.

While cosmetic changes are not necessarily difficult, one area of concern in historic homes - and sometimes even in houses built 40 or 50 years ago - is archaic wiring. Wiring provides power to every room of the home. In today's electronics-driven society, electricity that works is an essential component of daily life. Over time, wiring can be compromised through simple aging, pest infiltration, weather, or other conditions. Deteriorated wiring can present a shock hazard and also a serious fire hazard, warn the home renovation experts at The Spruce. Furthermore, the home improvement site This Old House advises that the amperage of old wiring may not be able to meet the needs of the devices used in homes - overpowering the circuits. This can cause breaker blowouts and other problems, such as overheated wires that may spark and cause fires from within the wall.

Wiring often falls into the "out of sight, out of mind" category. Homeowners may make allowances for inadequate electrical systems, such as running extension cords or using multi-plug connectors to increase their wiring capacity. However, they may not be diligently keeping on top of upgrades needed to stay safe. Confirming that a home's electrical system is safe is a necessary part of home maintenance.

For those who haven't already done so, schedule an inspection with a licensed electrician to go over the home's wiring. He or she can determine if any areas pose a safety risk and/or do not conform to local code requirements and the National Electrical Code. Failure to meet code can lead to difficulty obtaining permits to make other home renova-

STONES THROW

We specialize in Hardscaping, Stone Masonry, and Landscape Design.

484.668.1650 • asthardscapes@gmail.com
www.astonesthrowllc.com
Like us on Facebook! @astonesthrowllc

tions, or difficulty selling a home later on. The electrician can also go over improvements that can improve safety and function. Additional outlets, including GFCI outlets in kitchens and bathrooms, may be part of the plan, as well as rewiring a fuse box or circuit panel to allow for better flow of power around the house. Frayed

wiring or underinsulated wiring also may need to be replaced. Owners of old homes should recognize possible electrical system dangers that require attention. Plus, considering electrical codes change quite frequently, it is always in a homeowner's best interest to work with a qualified electrician to keep wiring inspected and up to date.

Best Methods To Repair Damaged Driveways

Asphalt and concrete driveways are common throughout suburban neighborhoods. They are as much a part of a home as lawns, decks and other exterior elements. Regardless of how they're utilized, driveways need to be cared for and maintained to retain their appearance and function.

Even the most durable driveways can suffer from cracks and pits over time. As cracks form, they pave the way for more deterioration if they are not addressed. Water infiltration can break down the integrity of the driveway during freeze and thaw periods, and any little hole or crack can promote weed growth. Driveway repair can be a do-it-yourself project, but pay attention to the details to ensure the job is done right.

ASPHALT: The home improvement resource The Family Handyman says it is key to first repair cracks and pits in an asphalt driveway before planning to topcoat it, which is generally done every year or so to maintain its appearance and durability. A variety of topcoat products are available at various price points. Experts recommend investing in a quality product that will not shrink and crack. A melt-in material that is similar to products used by highway crews can be purchased for around \$100. This product also will require use of a propane torch. Caulk-style crack repair products may not require as many tools, and are much easier to apply. They may not last as long, however. Homeowners must weigh the pros and cons to each before beginning.

The experts at Popular Mechanics say that there also are other asphalt patch mixes available at home supply retailers. Serious holes, rather than cracks, can be addressed with a coarse-aggregate filler commonly referred to as cold patch. After cracks and holes are filled, use a sealer to lock everything in place and create a smooth topcoat appearance. Speak with a store employee if you are unsure which product is needed for your application.

CONCRETE: The process is similar with concrete driveways, yet the products differ. Small driveway cracks can be repaired by scrubbing out the crack to remove debris and then filling using a mortar repair compound, suggests the repair advice site

Home Guides. Larger cracks and potholes should be cleaned. Once that's done, apply a painted-in bonder to the crack or hole, followed by a dry concrete patching product mixed with water. The material can be worked into the damaged area with a trowel, and then leveled using a wood board. Afterward, a liquid concrete sealer can be

applied to help prevent future cracks and holes. Homeowners who are hesitant to fix their driveways can contact masons or asphalt specialists to perform the job. Keeping up on driveway repair can prolong the life of the surface and help delay a complete driveway replacement for several years.

HOUCK HOMES Inc.


Rt. 61, 1365 Pottsville Pike, Shoemakersville, PA 19555

www.houckhomesinc.com

SPECIALIZING IN CUSTOMIZED MODULAR & MANUFACTURED HOMES

- Prices Posted in Each Home
- No High Pressure Sales
- Contracted Improvements & Financing Available

HARLEY SAYS:
We Are "HOG" Wild About Our Customers



SERVICE AFTER THE SALE IS OUR COMMITMENT

Family Owned & Operated Since 1961



BEAUTIFULLY FURNISHED & DECORATED HOMES ON DISPLAY



CALL FOR MORE INFORMATION 610-562-5128

"Why Buy Elsewhere, Pay More & Get Less? It's Worth Your Time to Check Us Out!"



PA#386111
Like Us On Facebook

WHITE & SONS ROOFING

610.914.5115

www.whiteroofingandsonsinc.com

FREE ESTIMATES!


CONTACT US TODAY!

John White, President
Whiteandsonsrf@gmail.com

17 Berkley Park Road, Reading, PA 19605

Serving Berks County and surrounding areas for over 25 years!

Dick Wessner Inc.



610-562-8512

ASPHALT PAVING

- Driveways
- Long Lanes
- Parking Lots
- Developments
- Roadways

E-mail: dickwessinc1@verizon.net

PA006152

Longhorn Landscaping

Complete Lawn Care & Landscape Service

Mowing • Weed Control • Fertilization

Billy Blankenbiller • Shoemakersville, PA 19555

lawncarebylonghorn@gmail.com

PA045134

610-451-9744

Spray Foam Insulation Services Inc.

PA098824

• Residential • Agricultural • Commercial

www.sprayfoaminsulationsvcs.com

elmer@spraysvc.com

484-256-1079 • 484-256-2015

BREEZE THROUGH YOUR SPRING PROJECTS

RENTING.

So smart, so easy.

WE HAVE THE RIGHT EQUIPMENT FOR YOUR DIY PROJECT.

You've been itching to start those spring projects. Having the right tool for the job will make them easier. When you rent from Stoney Creek Rentals, you'll find hundreds of tools for both indoor and outdoor projects. And a knowledgeable staff will show you how to get the job done right.

RENT	Aerators Leaf Blowers Trenchers Backhoes	Saws Dethatchers Tillers Post Hole Augers	Soil Compactors Chippers And More!
-------------	---	--	--

STONEY CREEK RENTALS

TOOL & EQUIPMENT RENTALS
SALES • SERVICE

www.stoneycreekrentals.com
872 Park Road, Blandon, PA 19510
610-926-4567
Business Hours: Mon.-Fri. 7 AM to 5 PM; Sat. 7 AM to 2 PM



HAWK VALLEY LANDSCAPE MATERIALS

Premium Soils and Mulches

- ★ Quantity Discounts
- ★ You Pick Up or We Deliver

152 Pine Creek Road, Kempton, PA 19529
610-756-6259

STORAGE SHEDS MOVED

Serving PA & NJ for over 30 years!!!

Reasonable Rates
FREE ESTIMATES

Call: Glen
610-926-5671
FAX:
610-916-2954
Fleetwood, Pa.

Don't leave that shed behind! Move it with you!
Do you have an unwanted shed, gazebo, or playhouse?

WEAVERS HAULING

Over 30 Years Experience!

Bowers and Sons Construction

Building and Remodeling



183 Grandview Road
Hamburg, PA 19526
Free Estimates

Phone: 610-562-4692
PA HIC #006953
Owner: Robert Bowers

www.bowersandsonsconstruction.com

Tips When Planting Shade Trees

Beautiful landscaping can add instant curb appeal to a property. But beauty isn't the only thing that makes idyllic landscaping attractive to homeowners. Some landscaping features, such as shade trees, save homeowners money while adding aesthetic appeal. The U.S. Department of Energy notes that shading is the most cost-effective way to reduce solar heat gain in a home. Shading also cuts air conditioning costs, which tend to be expensive in areas with warm, humid climates. In fact, the DOE notes that well-planned landscapes can reduce unshaded homes' air conditioning costs by anywhere from 15 to 50 percent. When planting shade trees, one of the first decisions homeowners will need to make is which type of tree, deciduous or evergreen, they want to plant. Deciduous trees are those that seasonally shed their leaves, while evergreens are trees that keep their leaves throughout

the year. Deciduous trees can help keep homes cool in the summer by blocking sun, and those same trees can be beneficial in winter after they shed their leaves by letting the sun in and keeping homes warm. But evergreens also can be beneficial in winter by blocking wind, potentially preventing cold air from making its way into a home through cracks in walls or around windows. When planting shade trees, techniques vary depending on which type of tree homeowners ultimately choose to plant. **PLANTING DECIDUOUS TREES:** The DOE says that deciduous trees that are between six and eight feet tall when planted will begin shading the windows of a home within a year of being planted. Depending on the species of the plant and the home, those same deciduous trees may begin shading the roof within five to 10 years of being planted. When planting deciduous trees, homeowners should

keep these tips in mind. **• PLANT TREES TO THE SOUTH OF THE HOME.** When planted to the south of the home, deciduous trees can screen between 70 and 90 percent of the summer sun while still allowing residents to feel summer breezes. **• CONSIDER SUN ANGLES.** Homeowners who want to shade their homes from low afternoon sun angles should plant trees with crowns that are lower to the ground on the west side of their homes. **• Cool air before it reaches your home.** Shrubs and groundcover plants can be planted to cool air before it reaches a home. **EVERGREEN TREES:** Planting evergreens to block wind is known as "windbreaking," which lowers the wind chill near a home. Wind also can be used to cool a home in summer. But these benefits can only be realized when evergreens are strategically planted. **• LOCATION, LOCATION, LOCATION:** The DOE advises

planting evergreen trees to the north and northwest of the home to stop wind. In addition, to get the most bang for your windbreaking buck, the distance between the home and windbreak should be two to five times the height of the mature tree. **• PLANT TREES ON EITHER SIDE OF THE HOUSE.** Planting trees on either side of the house will direct cooling winds toward the home in the summer. Shade trees can help homeowners reduce their energy bills, making them valuable and attractive additions to any landscape.

When It Can Be Smart To Hire A Painting Pro

Few things can revitalize a home more readily than a fresh coat of paint. It is estimated that residential interior paint only lasts around three years before it needs to be updated. Exterior paint can fade, chip and peel due to various environmental factors. As a result, many homes can likely use a fresh coat of paint in at least one room. As DIY-friendly as painting can be, when attempting to paint the interior or exterior of their homes, homeowners may learn that some painting projects are best left to the professionals. Painting requires skill, patience and a knowledge of how various paints - including finishes for particular applications - will hold up. Novice painters may do more harm than good by dripping paint on expensive carpeting or floors or fail to recognize the nuances that indicate a spot-on painting job. Professional painters have spent hours upon hours learning the ropes of what works - and what does not. Painters often understand that painstaking preparatory work is crucial to getting pristine finished results. Walls and ceilings must be properly

repaired and prepared even before a base coat is applied. Professional painters also have an eye for details. And because professional painters make a business out of doing interior and exterior surfaces, they understand which techniques can improve efficiency. That means a professional job can typically be completed much more quickly than a DIY project. Even though some people think they'll save money by painting their own homes, that's not necessarily true. Professionals already have all the equipment necessary, unlike novices who may need to make repeated and

potentially costly trips to the hardware store for supplies. Plus, if mistakes happen, DIYers have to spend additional time and money fixing them. Safety can be a large motivator for turning painting over to a pro. Navigating exterior areas or tall interior ceilings can be challenging and may require scaffolding or tall ladders DIYers do not have. Risk of falls or other injuries increase with lack of experience. Painting can give a home a facelift, and oftentimes it is smart to turn the work over to professionals to ensure the job is done just right.



PA #013733

Diehl

COMMERCIAL • RESIDENTIAL

DIEHL OR NO DEAL Our Reputation is Everything

Over 30 Years Experience



Residential

- Driveways
- Patchwork
- Sealcoating

Commercial

- Parking Lots
- Shopping Centers
- Industrial Sealcoating
- Line Stripping

THE BEST DIEHL AROUND SCHEDULE NOW & RECIEVE \$200.00 VISA GIFT CARD

EXPIRES 4-30-2020

570.915.0770 • 610.972.7071

References Available www.diehlpaving.com IMMEDIATE FREE ESTIMATES

Original Pole Buildings

DBA WOOD ORIGINALS

Ask about our Concrete Post option.



Pole Building Specialists Since 1990

HIC #PA018496
NJ #13VH06399800



#2264



#1377

Great Prices Free Quotes

24'x30'x8'.....\$7,800 40'x40'x10'.....\$13,700
30'x40'x10'.....\$11,200 40'x60'x12'.....\$19,800

SERVING PA, NJ **Many sizes and options available.**
Above includes 1 - entrance door, 1 - overhead door, tax, material and labor.
Price subjected to your location.

1-888-553-5309 • Bethel, PA
RESIDENTIAL • COMMERCIAL • EQUESTRIAN

VISIT OUR WEBSITE TO VIEW OUR PHOTO GALLERY: WWW.ORIGINALPOLEBUILDINGS.COM