

WEDDING *Guide*

a special supplement to the award-winning
THE LAKES NEWS SHOPPER

Featured Stories

Abbie & Tony

A Perfect Day

Sara & Spenser

Taylor-made Love Story



Tuesday, February 9, 2016

Boji Bay

FUN HOUSE EVENT CENTER

Northwest Iowa's Premier Event and Entertainment Center
Call today to book your event!

BOJI BAY BRIDAL FAIR

March 13 • 12:00-4:00PM

Vendor Spaces are still available.
Contact us to secure a booth!

HOME OF THE CLASSIC FUN HOUSE TOYS

712.338.2034 ext 111 | info@bojibayfun.com | www.bojibayfun.com | 2501 Boji Bend Dr. | Milford, IA



Boji Rides LIMOUSINE



CHECK OUT ALL OUR LIMO BUSES!

Large Wedding & Casino Tours,
Bachelor & Bachelorette Parties,
Birthday & Special Event Parties,
Airport & Medical Transportation

Find us Online!



BojiRidesTaxi.com



712-330-7070



New for 2016:
22 PASSENGER
LIMO BUS!



FOR ANY OCCASION OR ANY REASON, WE ARE YOUR SAFE RIDE SPECIALISTS!

the perfect beginning



Furniture | Home Accents | Wall Decor | Lighting | Entertaining Essentials | Bath

\$50 Gift Certificate with your Registry!

Bridal Registry at...

INTERIORS
Furniture & Accents for Home

Great Lakes Mall • Spirit Lake • **712.336.1000**

Mon.-Fri. 9-6:30, Sat. 9-5:30, Sun. 12-5 • Like us on facebook.

Remington's
RESTAURANT & LOUNGE



- Bridal Luncheons
- Rehearsal Dinners
- Pre-wedding Get-togethers



Our Semi-private upper deck will seat up to 50 people for a nice sit down meal with no fee charged for the room!

Iowa Great Lakes' Best Value in Casual Dining

Book Now for Spring & Fall!

Seating to Accommodate Large Groups

Great Lakes Mall • Spirit Lake • Phone 336-9956



Did you know?

Pets play important roles in their owners' lives and are increasingly included in more activities, such as vacations, dining out and even weddings. The National Association of Professional Pet Sitters says more couples are customizing their wedding celebrations and bridal parties to include pets. Dogs and cats are turning up in wedding photos as well as trips down the aisle. Some pets even serve as ring bearers. Before giving your pet a job for the wedding, consider his personality and temperament. How does the pet react around crowds? A dog or cat accustomed to a quiet home may behave differently when placed in a room full of excited people. In addition, confirm that pets are allowed inside your ceremony space. Certain venues may not allow animals that are not service dogs. Make sure to inform guests that an animal will be present, so those with allergies can take precautions. If it isn't practical to have animals in the ceremony, give them a primary spot in wedding or engagement photos.

© Metro Creative Connection

MENTION THIS AD FOR:

free men's band

WITH PURCHASE OF A "FOREVER RING" FROM OUR POPULAR CROWNRING LINE, RECEIVE A FREE STAINLESS STEEL MEN'S WEDDING BAND FROM OUR LOVSTRONG COLLECTION!

SPIRIT LAKE
SILVER & GOLD

ladies: IT'S ALL ABOUT THE STACK.

START YOUR STACK AT SPIRIT LAKE SILVER & GOLD



Wouldn't you rather say it came from Spirit Lake Silver & Gold!

Great Lakes Mall • Spirit Lake, IA • 712-336-5405 • spiritlakesilverandgold.com

Save-The-Date Card Etiquette

Many couples find that tradition reigns supreme when planning a wedding. Certain traditions, such as fathers walking their daughters down the aisle and grooms sharing a dance with their mothers at the reception, are moments to cherish. Though such traditions have withstood the test of time, couples still have some opportunities to embrace relatively recent traditions.

One such recent tradition is the save-the-date card, a precursor to wedding invitations that simply lets guests know when the wedding is so they can clear their calendars and be there on a couple's big day. While save-the-date cards are best kept simple, there are a few rules couples should follow before sending their cards out to loved ones.

* Finalize the guest list before sending save-the-date cards. Couples must finalize their

guest lists before sending their save-the-date cards. Doing so avoids the potentially messy situation that would no doubt arise if a person were to receive a save-the-date card but then not make the final guest list. Trimming the guest list often comes down to finances, so couples also want to agree on their budget before sending out their save-the-date cards. Once the guest list has been finalized, couples can send out their save-the-date cards as soon as possible.

* Confirm addresses. Couples should confirm their loved ones' addresses before mailing any save-the-date cards. This can be easily accomplished by sending mass emails to friends and family members or contacting individuals via private messages sent on social media sites. Postage to send save-the-date cards can be costly, especially for couples with large guest

lists. Confirming addresses can save couples money on potentially wasted postage should the cards be returned because they were sent to the wrong address. In addition, confirming addresses ensures everyone gets their cards and no one feels left out when relatives receive cards and they don't because a couple did not have their correct address.

* Keep things appropriate. Save-the-date cards need not be as formal as wedding invitations, but they should still be appropriate. Guests often keep save-the-date cards on their refrigerators, where people of all ages can see the cards. So while cards can be light-hearted, they should still be family-friendly. For example, photos of the bride- and groom-to-be decked out in swimsuits should be avoided.

* Don't overdo it with information. Save-the-date cards don't need to include as much

information as the more formal invitations, which tend to include information about the ceremony, reception, hotel, directions, and other relevant wedding details. A save-the-date card only needs to include the date of the wedding, including the month, day and year so guests are not confused if the cards are going out well in advance of the wedding day.

Couples can include a link to their wedding Web site on the backs of their save-the-date cards, which makes it easier for guests to learn more details about the wedding without inundating them with information too early.

© Metro Creative Connection



Carrick's Hallmark Bridal

Comprehensive Bridal Registry
Friendly Assistance
Wedding • Showers • All Occasion Gift Giving

414 Grand Ave. • Spencer, IA
712-262-4145 • www.carrickshallmark.com

An Elegant Reception

Celebrate with Us!

Our Clubhouse has the perfect Party Rooms for you...

- Weddings • Graduations
- Anniversaries • Banquets
- Birthdays ... or any occasion!

Emerald Hills Golf Club
Hwy. 71 S. • Arnolds Park
712-332-7100 • golferemeraldhills.com

Beautiful Surroundings for a Memorable Day!

Love Is In The Air

Rehearsal Dinners
Wedding Receptions

Call to book your special event in our private party room!

Valentines Dinner
Sunday, February 14

Doors open at 5pm

Steak & Lobster Dinner Specials

We are proud to always serve Certified Angus Center Cut Iowa Beef and The Best Salad Bar around!

Join us before or after in the Silver Hammer Lounge!

The Prime Rib
An Area Tradition Since 1981

Conveniently located near several Spencer hotels
1205 South Grand Avenue Spencer, IA
Phone (712) 262-4625
www.primeribspencer.com

OKOBOJI VIEW GOLF COURSE

EST. 2015
PUB 19
BAR & GRILL
OKOBOJI VIEW

The Perfect Place to Celebrate Your Perfect Day!

- We can host your actual ceremony on our beautiful 19th hole
- We have great facilities to host your reception
- Totally remodeled bar and restaurant with delicious food
- NEW kitchen, deck, dining room and restrooms
- Picturesque views of the golf course

Hwy. 86, West Lake Okoboji 712.337.3372 www.okobojiview.net

The Perfect Place to Celebrate your Big Day!

- We Host Weddings & Receptions
- Seating up to 250 People
- Beautiful Views of the Golf Course

ESTHERVILLE GOLF COURSE
PRO SHOP • RESTAURANT • LOUNGE • OPEN TO PUBLIC
www.nwiagolf.com
3625 170th Street • Estherville • 712-362-4349

A Perfect Day for An Outdoor Wedding!



This couple's "Perfect Day" started the summer before. Tony Stickel proposed to Abby Gustafson on June 21, 2014, at Ada Hayden Park in Ames, Iowa (their first date spot). With a 6' x 3' "Marry Me?" sign floating in the pond off the pier, Tony got down on one knee. Their good friends, Kyra and Patrick Jacobson, helped Tony build the buoyant sign. Kyra had also been Abby's roommate their sophomore year of college and was instrumental in making this couple a "couple". A surprise proposal party followed with many friends and family in attendance.

"It was supposed to be a date night, but I suspected it could be more than that, so just in case, I went shopping for a new dress that afternoon," explained Abby.

The wedding planning soon followed. Having considered practically every outdoor option possible, the Pearson Lakes Art Center, in Okoboji, was decided upon for the ceremony. The couple had already secured Arrowwood Resort for the reception. Tina Edwards, from Elements, worked in great detail and made both locations amazing with her fresh flower designs. Abby's mom showed Tina a photo from a cookbook cover which set the theme for the look they wanted to achieve. It was Tina who titled the theme "Soft Vintage Romance", which included lots of candles, lace, and unstructured bouquets and centerpieces intertwined with colors of peach, mint, silver and navy. Abby's bouquet was tied with fabric taken from a dress of her grandmother's who had passed away a few months earlier.

A day of bridal gown shopping was all it took for Abby to say "Yes" to her dress. Elegance Bridal Shop, located in Arrowwood Resort, made this decision fun and easy. The bridesmaid dresses and tux were also selected at Elegance.

As July 18, 2015, approached, a close eye was kept on the weather in hopes that Mother Nature would be kind. And indeed she was. The heat was lessened under the gazebo situated under the shade of the oaks. The wedding programs from Tri-State Litho designed as a fan were also quite useful for the 260 guests.



"Having my dad walk me down the aisle was one of the most memorable parts of my wedding day", said Abby. "The most important man I had in my life gave me to the next most important man in my life."

Abby also reflected that "the first look" at the Dickinson County Nature Center where they read notes to each other was up there on the charts too. "It helped calm our nerves".

The couple's good friend, Alex Glenn, not only served as one of Tony's five best men, but also served as their officiant. "We knew Alex would be great and make it special yet professional at the same time. He has experience in public speaking, is a talented writer, and is like a brother to Tony".

"Feeling the love from all of our guests was overwhelming. I was paranoid that not everyone would plan far enough in advance to come to the Okoboji destination, but the exact opposite happened. Everything that our families did to help us out meant the world to both of us."

Ever since Abby was a little girl, she has loved the words to "A Perfect Day" by Carrie Jacob Bonds, as her grandma used to sing it to her and her twin brother Tyler. "I knew I wanted mom to have a special role in our wedding so we asked her to read this poem".

The reception followed immediately in the Wimbledon room at Arrowwood Resort with a dinner buffet and evening of dancing.

When asked what advice she would give in planning a wedding, she simply said,

"no matter how much you plan, something will go wrong, but don't let the little things overtake the day. Just enjoy every moment".

For memory has painted this perfect day With colours that never fade, And we find at the end of a perfect day, The soul

of a friend we've made. – The last three lines from "A Perfect Day".

Abby is a 2009 graduate of Spirit Lake. Tony graduated from Dallas Center Grimes in 2008, and both are Iowa State University graduates.

After a honeymoon to the Dominican Republic, the couple soon found that Tony was being transferred to be the assistant manager at Fareway in Iowa City. The couple make their home in North Liberty, Iowa. Abby works as a market research analyst for Kuder, a career assessment company.

– by Peggy Gustafson (mother of the bride)



Explore Unique Cake Flavor Combinations

A wedding cake is the piece de resistance of the wedding ceremony. Guests anxiously await the unveiling of the cake near the end of the festivities. Modern cakes are showpieces grander in scale than in years past. As bakers and confectioners hone their skills with fondant, buttercream and gum paste even further, the results are often impressive, awe-inspiring cake designs.

While the look of a wedding cake is certainly important, cakes should not only look good, but taste good as well. Vanilla cake with vanilla buttercream frosting was once the gold standard. But today's couples are being more adventurous with their wedding cakes and winning rave reviews from guests along the way.

The vast scope of wedding cake flavor choices available to brides and grooms is astonishing. Options may range from the traditional to something adventurous and daring. Keeping in mind that couples will need to please the masses, finding a compromise between plain vanilla and a mocha-chile-coconut surprise is essential. Otherwise, they risk an unpopular flavor and a lot of wasted, expensive cake.

Some couples shy away from more adventurous cakes because they fear something chocolately or not white in color will not be well suited to a wedding reception. Such couples should keep in mind that any flavor of cake can be hidden beneath layers of pearly white fondant or royal icing. Therefore, the sky is the limit with regard to flavor combinations.

Those who might want to veer from tradition can consider these clever cake combinations.
 * Lemon cake with vanilla buttercream: Lemons are tart, juicy and refreshing, helping to cleanse the palate after a rich meal. Lemon cake, with its summery feel, is tailor-made for summer weddings. The flavor is popular



enough to appeal to many, but just a little different to add an unexpected zip of flavor.

* Chocolate cake with chocolate ganache and mocha filling: True chocoholics will be hard-pressed to resist such a decadent flavor profile. Chocolate can be sweet and satisfying and a welcome change from the vanilla cakes commonly served. For traditionalists, the cake can be covered with a white chocolate ganache. Or couples can ask that the cake be adorned with white sugar roses for an eye-appealing contrast. Chocolate cakes covered with autumn hued flowers go over well at fall weddings.

* Red velvet cake with cream cheese frosting: Red velvet cake was once a regionally specific staple, but now has grown steadily in popularity across the country. Red velvet has quickly become the new classic, as its vibrant red coloring offers a shock of something different, while the flavor is mild for those who are not comfortable taking risks. The richness and creaminess of cream cheese is irresistible.

* White cake with chocolate mousse:

© Metro Creative Connection

Did you know?

Historically, June has been the most popular month for getting married. But some numbers now indicate that July and even October have begun to edge out June as the most popular months to tie the knot. The June wedding tradition may be traced back to the ancient Romans. Romans honored Juno, the goddess of marriage and childbirth, and the month of June was named after her, so it is fitting that weddings take place in her namesake month. As centuries passed, June remained a popular month to get married. June was a prime time for people to come out after a long winter and take communal baths in the fifteenth century. In addition, June weddings meant children conceived after betrothal would be born close to or during the following spring. This helped assure youngsters' survival during the rough and often lean months of winter. Spring births would not conflict with workers' demanding schedules during the autumn harvest, either. Even when weddings began shifting from pragmatic business transactions to romantic affairs, June remained popular.
 © Metro Creative Connection

PLAYFUL
Cupcaketions

712.301.9867
 okoboji123@msn.com
 www.playfulcupcaketions.com

Shouldn't Your Okoboji Wedding Include Time on The Water?

- Weddings
- Wedding Party
- Rehearsal Dinner
- Bachelor/Bachelorette
- Engagement

Tour Okoboji on our Tiki Bus!

Book your private cruise on one of our eight cruise vessels at OBW. From 10-120 passengers. Casual or formal, cocktails to dinners. Create your perfect memories!

Book Now for 2016!
 cruises@okobojiboatworks.com
 or call 712-332-9904

Ferguson's

floral design

Ferguson's floral designers would love to customize fresh or silk arrangements for your wedding.

We will work with you to create your dream wedding.

3602 Hwy. 71 | Spirit Lake | 712-336-1319
 Website: fergusonsgardencenter.com
 Facebook: Ferguson's Gardens



OKOBOJI WEDDING OFFICIANT

Never before has there been such an emphasis on creating unique, meaningful celebrations of marriage.

I tailor each ceremony to make it a personal experience for every couple.

MELISSA WEBER
Certified Wedding Officiant
In Iowa and Minnesota

PHONE: (712)330-0761
EMAIL: melissa51360@gmail.com
facebook.com/okobojiweddingofficiant/





Let us wait on you
Hand & Foot

Call & Schedule Your Special Day!

Group Packages for Your Wedding Party

- Acrylic Nails • Manicure
- French Tip • Solar Nails
- Spa Pedicure or Full Set

Cali Nails

(712) 339-9466 • Great Lakes Mall • Spirit Lake





Weddings ♥
♥ Receptions
Grooms Dinners ♥
♥ Bed & Breakfast Lodging
Wine Discount Packages Available! ♥

Little Swan Lake Winery
1350 320th Ave | Estherville
712-858-4592 | lslwinery.com




Now Taking Bookings For Spring & Summer '16 & '17
Call Us To Plan Your Special Day

AHC

A Heavenly Celebration

Complete Bridal Service
to make planning your day a celebration to remember for a lifetime!

- Outstanding customer service
- Professionally trained bridal consultants

2001 10th Street
Emmetsburg, IA
712.852.4338
aheavenlycelebration@gmail.com
aheavenlycelebrationbridal.com

Twitter@ahcbridal



HyVee

EMPLOYEE OWNED
1500 18th St. • Spirit Lake
336-4302

It's Wedding Season

LET US MAKE IT THE DAY OF YOUR DREAMS!



Exquisitely Decorated Cakes

- Wedding Cakes
Designed with the "Professional Touch"
- Sheet Cakes
- Breads and Specialty Rolls




Catering For All Your Special Occasions

- Full Dinners
- Hors d'oeuvres
- Appetizers



Custom Designed Bouquets

From the simplest garden wedding to a black tie affair. Gorgeous bouquets and table center pieces for any budget!



HyVee
catering

WHAT YOUR EVENT IS LOOKING FOR



Call 712-336-6135
to set up your private consultation.

Look Stylish With Necktie Basics

Men's formal attire would not be the same without the necktie. Men have been donning ties for generations, and during that time several different styles of knots have come into and fell out of fashion.

The first step in wearing a tie is finding one that fits. Individuals who feel their ties come out just a tad too short once the knot has been tied may have to move from a standard 59-inch tie to an extra-long tie, which is a few inches longer. When buying ties, men should add their height in inches to their neck size in inches. If the sum of those measurements exceeds 91 inches, a longer tie figures to be a better fit.

Ties come in many colors and patterns. A tie should complement the ensemble. Choose a tie that features the same hues as the suit and the shirt you intend to wear. Complementary colors include those that are opposite on the color wheel. Therefore, blue and orange goes well together, as does purple and yellow. A brightly colored tie can add some flair and personality to an ensemble.

Once a tie is selected, choose a knot that will fit your personality and the style of dress. Here are the options:

* Four in hand knot: This is one of the more common knots. It creates a narrow, slightly asymmetrical tie knot. It looks best on men with shorter necks but can be worn by anyone.

* Pratt knot: The Pratt knot, sometimes referred to as the Shelby knot, is fairly wide. It fits well with wider neckties made from medium fabrics.

* Windsor knot: This knot is wide and triangular. It can present an air of confidence and is a classic, conservative knot. It looks very good when paired with a spread shirt collar. Men who have long necks can benefit from a Windsor knot because it will shorten the perceived length of the neck a bit.

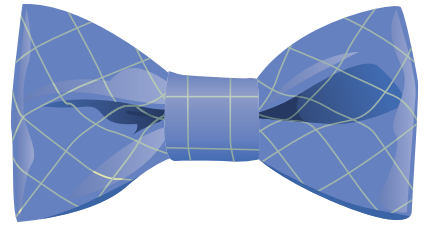
* Half-Windsor knot: This is a variation on the Windsor knot, which creates a knot that is a little more narrow. It is effective with any dress shirt and can be used with somewhat wider neckties.

* Bowtie knot: Most men rely on the bowtie knot for formal, elegant occasions. It is usually reserved for black-tie affairs worn in conjunction with a tuxedo.

Practice is usually needed to perfect these knots. It is understandable that after a knot is created you may just want to loosen the neck on the tie to remove it and leave the knot in place until the tie is used again. But this can shorten the life of the tie. It is essential to properly remove the tie each and every time. This means reversing the steps you did to tie the necktie to prolong its life. Once the tie is off, roll the tie around your hand to create a tube-like shape. Then store the tie in a drawer this way. Any wrinkles will ease out eventually. This method of storage is also a good way of packing ties for travel, as it prevents wrinkling and damage while in transit.

Ties should not be stored dirty. Some stains can be spot-cleaned. Avoid harsh stain removers on silk ties, which are delicate. Dry-cleaning can take care of many stains, but it may eliminate the shine of the silk tie. Make every attempt to protect the tie from damage. It will help protect your investment and keep your outfits looking sharp.

© Metro Creative Connection



Elegance
BY SARAH RUHS
FULL SERVICE BRIDAL & PROM BOUTIQUE


Hwy. 71 – Okoboji • 712-337-3112
(at Arrowwood Resort)

Hours: Mon.-Thurs. 10 to 6 • Fri. 10 to 5
Sat. 10 to 4 • Sun. 12 to 4 (thru March)
www.elegancebysarah.com

Did you know?

The timing of when a couple cuts the wedding cake can have a specific meaning. Long ago, the cake was usually cut at the very end of the reception and would signal to the guests that it was the end of the festivities. Today, cutting the cake is an unspoken signal that represents that the formal wedding is nearing a close, and guests who would like to leave can do so without worry of being rude. Many couples will cut the cake right after dinner as a courtesy to older guests who may want to get started on their trips home. This affords them the chance to make an earlier exit, rather than staying through the dancing that could extend into the wee hours of the night or missing the cake entirely. Cutting the cake mid-reception also serves another practical purpose for couples who are paying a photographer by the hour. Photographers typically go home after the cake-cutting, so a mid-reception cutting can save couples a substantial amount of money.

© Metro Creative Connection



Wedding
Invitations

Custom
Invitations
Designed Locally

Save the Dates
PROGRAMS

Thank You's
... and more

Business Today
712.336.5012
1823 18th Street • Spirit Lake, IA
Website: www.businesstodayusa.com
Email: info@businesstodayusa.com



Taylor-made Love Story

On a beautiful fall day, September 19, 2015, approximately 350 guests witnessed the exchanging of vows between Sara Hummel and Spenser Taylor. The First Lutheran Church, in Milford, was the setting for this special event the couple had been waiting for.

Sara, a 2009 graduate of Spirit Lake High School, and Spenser, a 2008 graduate of Okoboji High School, had known each other for many years. Sara mentioned that she had her eye on him since the 6th grade, when they officially met for the first time at the Dickinson County Fair. Sara and Spenser both come from a long history of farming in and around the Dickinson County area. Sara showed pigs and Spenser showed cattle during the fair, where every summer they would reconnect. But it wasn't until the summer of 2008 when they had their first official date. Sara smiled and said, "he invited me to a movie and the rest was kind of history."

Sara would continue her education in the fall of 2009 at Wartburg College, where she graduated with a Bachelor Degree in Biology and continued her love of music by participating in the Wartburg Choir. Sara then pursued a degree in Nursing and graduated from Allen College in 2014. While Sara was busy with college, Spenser decided to make farming his full time career and he purchased an acreage south of Lake Park, near the family farm. For 6 years this young couple's love endured the long distance relationship and in March of 2015, Spenser proposed. Spenser wanted Sara to pass her nursing boards prior to his proposal as he didn't want Sara to feel the extra

pressure of studying and trying to plan a wedding (even though he had purchased the engagement ring from Spirit Lake Silver and Gold many months prior to their engagement on March 13, 2015).

Sara knew she wanted to get married sooner rather than later. So, when they learned the church was available as well as Boji Bay Fun House and Pavilion, her first venue choice for the reception, the day of the ceremony would end up being just a short six months away. Sara said that everything just seemed to fall into place.

Initially, the bride and groom wanted a simple, rustic theme for their special day. But once Sara found her dress at Elegance Prom and Bridal Boutique in Okoboji, she knew her theme would have to change. So, from a simple wedding idea Sara said they went into full wedding mode.

Sara chose a strapless dress, full of detail and adorned with ruffles and a gorgeous belt at the waist. It was the first dress she tried on of many, but as she said, it was perfect.

The colors for the wedding were an easy choice with navy and coral being the brides favorite colors. The bridesmaids wore navy strapless dresses in a similar style, also purchased at Elegance Prom and Bridal Boutique. Serving as Matron of Honor was Lauren Hanson, sister of the bride; Randene Davis-Orr and Stephanie Hauck, both college friends of the bride; and Abby Taylor, sister of the groom. The bridal party carried beautiful bouquets of coral flowers, perfectly arranged by Hy-Vee Floral in Spirit Lake.

Serving as Best Man was Tanner Taylor, brother of the groom. Groomsmen included Dylan Chapman and Zach Koep, both friends of the groom; and Scott Hummel, brother of the bride. Tate, the 11 month old nephew of the bride served as honorary Ring Bearer. The men were handsomely dressed in dark grey tuxedos rented from Elegance.

The Hummel family all have amazing singing talent. Lauren and Scott sang a duet while the grandparents and parents were seated. Lauren also sang during the lighting of the unity candle. Sara sang *When God Made You* by New Song during the ceremony. After the ceremony, the bride and groom exited to the ringing of cowbells, very fitting.

The wedding party then took Boji Rides bus from the church to the beautiful shores of West Lake Okoboji and the railroad trestle between East Okoboji Lake and West Okoboji Lake, where additional photos were taken by 2J's Photography, from Okoboji. 2J's captured the love these two have for each other, not only on their wedding day, but also during their engagement session. Sara and Spenser both mentioned how comfortable the photographers made them feel and kept them both calm during pictures prior to the ceremony.

To assist Sara in preparing for her special day were three of her closest friends, Amber Kirschbaum, Julia Kost and Brittney Janicek who served as her Personal Attendants. Tammy Browning and Spenser's mom, Mary Weaver, created the beautiful hairstyles for the day. Makeup was applied by Leia Krueger.

Many who had a hand in this perfect day said Sara was one of the most laid back brides to work with. Her mother was surprised at how indecisive Sara was. As a matter of fact, Sara didn't even help with the decorating at Boji Bay Fun House and Pavilion. She left all of those details to friends of the family, Lynn Ivanson and Jill Freid. Her first glance of the reception was when she and Spenser entered the venue by sliding down the historic slide which was previously a part of the Fun House at Arnolds Park Amusement Park.

The grand entrance of the bride and groom at the reception was followed by a delicious meal of roast beef, garlic mashed potatoes, steamed veggies and salad. The dessert consisted of cake made by Kim Ingwersen, of Lake Park.

As the reception continued and it was time for the father/daughter dance, Todd Hummel, Sara's Father, surprised her by playing a pre-recorded song he sang called *As You Dance* by Reid Michaels.

Sara said it was a very special moment shared by her and her father. *Butterfly Kisses* by Bob Carlisle was supposed to be their song and when Sara heard her father's voice, the tears began to flow.

Rich Blue from WOW Entertainment of Sioux Falls, was the DJ for this fun and unique reception. The Boji Bay Fun House and Pavilion was the perfect venue to end their perfect day.

The couple was registered locally at Interiors in the Great Lakes Mall and Target. The couple received many wonderful gifts that were opened at the home of Todd and Becky Hummel, after an evening spent by the bridal party at Fillenwarth Resort in Arnolds Park.

Sara and Spenser decided to wait on their honeymoon as it was harvesting season. When the time came, they enjoyed the warm temperatures of Puerto Vallarta, Mexico.

When asked to sum up their special day in a few words, both Sara and Spenser said it was the perfect day. It was fun and they wouldn't change a thing. As far as advice goes from the couple, "relax and have fun. Don't stress while planning. This is supposed to be the best day of your life."

The Taylors make their home on an acreage south of Lake Park. Sara is a full time RN at the Spencer Hospital and Spenser farms. Sara and Spenser are expecting their first child in the summer of 2016. May this wonderful couple enjoy many years of happiness.

— by Jantina Carney



Choosing The Right Wedding Reception Favors

Planning a perfect wedding is no small undertaking. From scheduling venues and hiring vendors to tasting menus, lots of decisions must be made when planning a wedding. But when the pieces fall into place, the entire day can be magical.



One of the final components of weddings are the favors guests will take home with them as mementos of the festivities. Though favors don't require immediate attention, that does not mean couples should wait until the last minute to make decisions regarding their wedding favors.

Brides- and grooms-to-be should not underestimate the importance of handing out wedding favors, a tradition with a rich history. A wedding favor is considered a symbol of good will to guests, and there are many different wedding favors on the market.

Finding the right one can take a little work. It is usually a good idea to find something that suits the theme of the wedding and is both long-lasting and practical. Try to avoid anything that is too kitschy.

A couple's budget should be considered when choosing wedding favors. A couple may want to give their guests lavish gifts but should only do so if their budget allows. It may be challenging for couples to find favors that fit the theme of their wedding, as well as their own personalities and budgets. But it can be done. The following are some favor-finding guidelines.

Be creative: Wedding favors can be just about anything, so there's no need to stick to Jordan almonds or wine bottle stoppers. The more creative couples are, the more receptive their guests will likely be. For example, for an autumn-theme wedding, fill mason jars with the ingredients for a spiced cake and give the recipe directions on a tag. For a summer wedding, gift guests with a sun and surf survival bag, full of sunblock, a beach towel and sunglasses.

Complete the theme: Some weddings follow a particular theme from start to finish, and wedding favors should stick with that theme. Couples who will showcase their love of travel on their wedding days may want to give guests keychains or purse holders that feature popular landmarks around the world. Those who are admitted beach bums may want to present a small fishbowl with sand and a goldfish inside, reminiscent of days at the seashore.

Go traditional: Couples who opt for universally appealing favors can lean toward some popular options, such as silver cake servers, candlestick holders, decorative photo frames, or engraved keepsake boxes. Aim for favors that have utility. Otherwise, favors may end up collecting dust on someone's shelf.

Food and beverage gifts are fun: Food favors mean guests can enjoy their gifts and not have to worry about finding space inside their homes to display trinkets. Food favors can be lavishly decorated cookies, fine chocolates, petit fours, small bottles of champagne or cupcakes decorated like the wedding cake.

Favors are often integral to wedding celebrations. Selecting a favor that will be appreciated and fit with the wedding is often a fun and stress-free part of planning a wedding.

© Metro Creative Connection

Custom Bridal Jewelry



**For that
one-of-a-kind
wedding
like yours!**

Designed and handcrafted by
Kathryn Buckley, owner, Bijou Gallery
and Knotty Girl jewelry.

Bijou Gallery

North American Fine Crafts
Decorative Arts • Gifts • Jewelry

In the Stone Cottage, Highway 71 North, Okoboji • 712-332-8204
Open Thursday thru Monday, 10:00 a.m. - 4:00 p.m., or by appointment.




The Cupcakery

"Every Batch from Scratch!"

Custom Wedding, Birthday, Graduation & Party Orders

Kimberley Butler | 712.240.7788 | Thecupcakery15@gmail.com







Ask us why thousands
of grooms have trusted
us to fit their tux...
Or better still,
ask their brides.

**Large Selection
of Styles**

\$96-\$120

*(Early bird booking
discounts apply.)*



OPEN:

Mon.-Thurs. 9:00am to 6:00pm
Fri.-Sat. 9:00am to 5:00pm

www.evanstuxedos.com

Perfect Tux... Perfect Fit... Guaranteed

Uptown Spirit Lake
Phone 712-336-2862

Recently Engaged? Just Married?
or Perhaps You're Celebrating
an Anniversary!





Shout it out with an Announcement in
The Lakes News Shopper

Give us a call for more information!



THE
LAKES NEWS SHOPPER

712.338.2232

1009 W. 22nd St • P.O. Box 192 • Milford, IA 51351 • sales@lakesnewsshopper.com

Tips For Newlyweds About To Merge Finances

Newlyweds often have a lot on their plates upon returning from their honeymoons. One of the more critical issues newly married couples must address is their finances and how those finances will be combined going forward.

Combining finances can be a touchy subject for many couples, especially those who had not given much thought to their finances prior to tying the knot. But there are steps couples can take to make the process of merging finances go more smoothly.

* Discuss finances early and often. Allowing finances to be the elephant in the room is a mistake, as couples do not want to begin their lives together treading lightly around an issue as significant as finances. Couples should discuss their expenditures and spending habits as early as possible, as one of the biggest hurdles newly married couples must clear is coming to grips with one another's financial habits. If such habits have already been discussed, then developing a financial plan will be much easier once that time comes. When discussing finances, define both short-term and long-term goals and how each of you can adjust your spending habits to make those goals come true.

* Pay off any debts. The cost of weddings has skyrocketed over the last several decades, and many newlyweds find themselves in a considerable amount of debt upon returning from their honeymoons. When merging finances, couples should prioritize paying down such debt, as debt is a significant source of stress for newlyweds and long-married couples alike. Newly married couples with little or no debt should avoid spending above their means in the months after they get married. Such spending is commonplace, as newly married couples often want to fully furnish their new homes or reward themselves for pulling off their weddings. But new debt can be just as stressful on a marriage as debt from the wedding, so avoid this potentially problematic pitfall by paying down existing debts with your newly merged finances.

* Make note of mutual expenses and open a joint account to pay for those expenses. Mutual expenses like mortgage payments, food and utilities should be the responsibility of each partner, and a joint account should be established to handle such expenses. When opening a joint account, discuss how much and how often each partner will contribute money. One partner might earn considerably more money than another, so work out a reasonable agreement that details how much each partner will contribute each month, and whether such contributions will be made on a weekly, bi-weekly or monthly basis.

* Make concessions for one another. When merging finances, couples often discover that they don't see eye-to-eye on how each person spends money. Couples who successfully merge their finances often note the importance of making concessions with regard to their partners' spending on certain hobbies or luxuries. As long as those hobbies are not putting couples in debt or jeopardizing their financial goals, couples can make concessions so their partners continue to be happy and enjoy their favorite activities.

Merging finances is an issue that looms for many newlyweds or couples about to tie the knot. Though it's not always easy, merging finances early and discussing goals can ensure newlyweds get off on the right financial foot.

© Metro Creative Connection



Did you know?

There are many different reasons couples opt to get married in a particular month. Warm weather and the best chance for good photo opportunities spurs many couples to tie the knot during the summer months. Although June has long been the most popular month for getting hitched, times are changing. Numbers from the American National Center for Health Statistics indicate that July and August have had more marriages than June for the last several years. In Australia, the insurance organization Million Dollar Woman indicates that October is the most popular month for tying the knot. In North America, the most popular month to walk down the aisle is July, followed by August, June, May, September, October, December, November, April, February, and March. January has the least number of weddings. Couples who are looking to save money or avoid competition for vendors with other couples can use this information when choosing a date for their weddings. © Metro Creative Connection

Ms. Margie's
FLOWER SHOPPE

*Traditional or Non
Rustic or Formal
Small or Large*

*It's Your Wedding,
Have it Your Way!*

1412 Hill Avenue • Spirit Lake
712-759-1004 • Cell 507-469-9359
msmargiesflowers@hotmail.com



Mary's
home decor & gift shoppe
3001 Aurora Ave. | Spirit Lake, IA | 712-336-1643



Create your Bridal Registry today!

We offer a unique take on Bridal Registries at Mary's Gifts Shoppe. We create an individual display with each couple's selected registry items, which makes it easy to shop! We offer a great selection of gift bags and tissue to wrap your gifts - we even help assemble the package.

See something you like for the couple but can't make it in? We can package and ship your selection to you or the couple! Call us at 712-336-1643. Shipping charges will apply.

All couples receive a \$25 store Gift Certificate when they register at Mary's Gift Shoppe!

Shop online today at: www.marysgiftshoppe.com

Photo c/o Caroline Vaughn Photography

**Book Your
Dream Wedding**

Our historic and beautiful facilities are available for rent on the shores of Lake Okoboji at affordable prices.

125 yrs
ARNOLDS PARK
AMUSEMENT PARK

ArnoldsPark.com 712-332-2183 fb.com/ArnoldsPark


FROM OUR FILES




60 Years
Franklin & Edna Mett
Married February 28, 1955



60 Years
Ronald & Annette Potter
Married June 26, 1955



65 Years
Col. Jerome J. & Ethel J. Pohlen
Married June 29, 1950



60 Years
Wayne & Margaret Northey
Married June 11, 1955



60 Years
Lyle & Bonney Overocker
Married September 15, 1955



60 Years
Kirby & Barb Range
Married July 25, 1955




60 Years
Dr. & Mrs. Walter & Lois Cocking
Married June 11, 1955



60 Years
Lynn & Louise Faust
Married July, 1955




65 Years
August & Ardyce Scheppmann
Married August, 1950




69 Years
Jess & Nancy Blanchard
Married August 11, 1946



65 Years
Virgil & Marietta Wahlman
Married September 3, 1950



63 Years
Chester & Leona Winslow
Married September 30, 1942



70 Years
Verne & Kathryn Hansen
Married December, 1945



65 Years
Bernard & Marlene Kelley
Married January 14, 1951



67 Years
Nick & Jennie Vos
Married January 31, 1949

*Thank you for
the example
you have set for
us to follow ...*



NEW LOCATION!

CELEBRATING 10 YEARS!

Grand OCCASIONS
EVENT DESIGN & RENTALS

RENT THE PARTY...KEEP THE MEMORIES!

912 LAKE STREET, SPIRIT LAKE | 712.336.2759 | WWW.MYGRANDOCCASIONS.COM

Happily Ever After...

Your Wedding Salon
Complete Haircare, Style & Makeup!

♥ Brides ♥
♥ Bridesmaids ♥
♥ Flower Girls ♥
♥ Mother of the Bride ♥

Personalize your event and enjoy a complimentary light breakfast (mimosa's too!)

Visit our website for complete Bridal Package details!

Thank You for Including Us in Your Special Day!

The Hair Team

MIRABELLA • KENRA • OPI • REDKEN • MATRIX
718 Lake Street • Spirit Lake • 712-336-1440
www.myhairteam.com

Advocare Sold Here! Look for us on

The Inn
AT OKOBOJI
RESORT & CONFERENCE CENTER

Your Lakefront Wedding Destination

Celebrating the Okoboji Spirit for 120 Years

Hosting weddings and special events for 120 years on the shores of West Lake Okoboji. The Inn offers indoor and outdoor venue options, a variety of lodging choices, delicious menus and expert planning.

Choose to celebrate where all your needs are met in one special place.

Contact us for more information, available dates or to book a site tour.
712-332-2113 or 877-265-4386 bojifun.com

timeless CLASSIC
Beautiful

• Air Brush Make-up • Manicure • Pedicure • Spray Tan • Body Wraps • OPI & Shellac Available • Bare Minerals Makeup

STORE HOURS:
Sat. 10-2; Mon.-Wed. 9-6;
Thurs. 9-7:30; Fri. 9-6

4th & Grand
Downtown Spencer
712.262.2280
www.dermusskincare.com

Derm Us

Did you know?

The modern bridal shower may trace its origins the 1890s. "The Old Farmer's Almanac" says the first bridal shower hostess filled a paper parasol with small presents and turned it over the head of the bride-to-be. Soon the concept caught on, and many other women began "showering" future brides in such a manner. Naturally, as presents became larger and heavier, the tradition of literally showering the bride with gifts was modified - but the name has stuck.

Bridal showers are designed to equip couples with many of the necessities to start their new life together. This custom is believed to have evolved from an old dowry system, in which a bride was expected to bring valuables to the marriage. The dowry was originally intended as compensation for the burden of supporting a wife placed on the groom. Some parents of the bride were not rich enough to afford an ample dowry, so friends and family members would offer small gifts to help offset this financial responsibility.

Today, both the bride and groom are equal partners in the marriage, bringing together their collective wealth. However, showers are still held regardless of the financial need of the bride as a way to offer good wishes before she embarks on her new journey.

© Metro Creative Connection

Rehearsal Dinner How-To

Many couples find their wedding rehearsal dinners to be relaxing respites from the whirlwind of wedding planning. Such dinners enable the happy couple to slow down and enjoy themselves in a relatively casual gathering with their closest friends and family members.

Rehearsal dinners typically take place in the night or two before the wedding. The couple, members of their wedding party, the parents of the bride and groom and others involved in the wedding typically attend this dinner. The couple generally takes the time at the dinner to thank everyone for their contributions to the wedding and to offer some small gifts of appreciation. No rules govern rehearsal dinners, so couples have the freedom to plan the dinners as they see fit.

Rehearsal dinners often come immediately after the ceremony rehearsal, when the wedding party and the officiant go over the timing and details of the wedding. Make arrangements with the ceremony site and officiant prior to making dinner reservations.

Parents of the groom traditionally host the rehearsal dinner, so they will be integral in planning the event. That means couples should keep an open and gracious mind. Remember, the rehearsal dinner doesn't have to be a lavish affair, and it can be customized to any budget or preference.

Some couples feel that hosting rehearsal dinners in casual settings can make the dinner more comfortable for members of the wedding, who can use the dinner as an opportunity to mingle and get to know one another before the wedding. This will help to tame nerves and enable the wedding party to loosen up and enjoy themselves even more. Some people may be more inclined to socialize and have fun when they're not worried about putting on airs.

Restaurants that have special meaning to the couple often make for great places to hold rehearsal dinners. The bride and groom can suggest their ideas, but ultimately it is the person handling the bill who has the final say. Couples who want greater control over the rehearsal dinner festivities can suggest hosting it themselves.

Despite its name, the rehearsal dinner doesn't actually have to be a dinner, as couples can opt for meals at a different time of the day, like brunch or lunch. An earlier occasion gives guests plenty of time to get home and rest up for the festivities of the wedding to come.

Toasts are expected at the rehearsal dinner, but they tend to be spontaneous, off-the-cuff remarks. A couple with a good sense of humor might not mind being roasted at their rehearsal dinners. The bride and groom should expect to say a few words of thanks to all in attendance, but remarks need not be too formal.

Rehearsal dinners may even feature a little entertainment. Tech-savvy parents may put together a presentation with videos or photographs that chronicles the couple's lives separately and their life together.

Rehearsal dinners provide an opportunity for couples and their families to spend time together before the larger festivities of the wedding pull them in multiple directions. Plus, they set a fun tone for the wedding weekend to come.

© Metro Creative Connection



Rev. Diane B. Chaplin



Your Wedding...
Specializing in making
your day yours.

712-320-7804 • diane.chaplin@mchsi.com



★ Table 316 ★ STEAKHOUSE



Let Us Host Your Groom's Dinner

In the ♥ of the Iowa Great Lakes!

**Great Party Room!
Great Location!
Great Parking!**

- Large & Small Groups
- Variety of Menu Choices
- Stage for Live Entertainment
- Parties for all Occasions

**Open 7 Days a Week at 3:16 • 712-332-6090
US Hwy 71 • Arnolds Park, IA**

BRIDAL SERVICES



Linen Rentals for Weddings & all your Special Occasions!

- Table Linens
- Napkins
- Chair Covers
- Sashes
- Drapes
- Runners
- Elegant
- Overlays

Check out our rental options
www.werentlinens.com



After Your Big Day
Preserve Your Memories!

Professional BRIDAL GOWN
Cleaning and Preservation

Beautifully boxed into a timeless treasured keepsake.



1710 Ithaca Ave., Spirit Lake • 336-3391
Sunshine Foods in Milford is now a dry cleaning pick up and drop off site.

Where To Now...

a Wedding Reception Guide!

After 30 years in the business, you can count on this DJ's ability to make your reception the grand occasion you've always dreamed of!

Get Yours Now!
www.planningyourreception.com

or on www.amazon.com
Authored by James "Jimmy Mac" Lenz





Once in a while, right in the middle of an ordinary life, love gives us a fairy tale.

Your Happily Ever After Begins at Arrowwood Resort

~ Outdoor Weddings & Receptions ~

~ Banquet Rooms ~
that overlook the beautiful
Brooks National Golf Course

~ Catering by Minerva's ~
The most exquisite menu in Okoboji

Contact our wedding professional at
712.332.2161 ext. 5
or minervascatering2@mchsi.com

50% off banquet rooms on Fridays and Sundays for events taking place in November-April! Call for details!

Your Wedding at



Arrowwood
RESORT & CONFERENCE CENTER
by CLUBHOUSE™



Restaurant & Bar

1405 Highway 71, Okoboji, IA 51355



Your Big Day

AT THE BAY!



- » Condos and standard hotel rooms sleeping from 2 to 12
- » Indoor waterpark with outdoor resort pool and the area's only swim up cocktail bar
- » Bracco Island Cafe (seasonal)
- » The Waterfront Event Center, 9,700 sq feet of function space with full lake views.
- » Outdoor lakefront wedding ceremony space
- » Blue Water Pizza Company
- » Waters Edge Grille restaurant
- » New Zipline Attraction onsite (seasonal)
- » Boat Hoists for rental
- » New expanded parking areas
- » Recently renovated fitness center



630 Linden Drive ~ Arnolds Park, IA 51331
bridgesbay@mchsi.com

712-332-2202
www.BridgesBayResort.com