

THE LAKES NEWS SHOPPER'S

Spring HOME Okoboji



A special supplement to the award-winning
THE LAKES NEWS SHOPPER
Tuesday, March 30, 2021

Plant Camp at Cottage Gardens

Ever wondered why your plants just didn't thrive like you expected them to? Too much water, not enough fertilizer, maybe too much sun? Cottage Gardens invites you to learn all about plants during their Plant Camps. Plant Camp is a fun way to get a group of your friends together and learn the basics of plant care. The how's and why's that you need to know for beautiful healthy plants. These are the same principles that we use at Cottage Gardens. Plant Camp will cover plant selection, soil use, container planting, watering, house plant care and more!

Come and experience new plants, receive hand-outs, a door prize and a T-shirt.

Group sizes of 5-15. The cost is \$15.00 a person. Class openings are evenings and weekends now through May 1st.

Appointments can be made by calling Cottage Gardens at

712-338-4569 or emailing info@cottagegardens.net. We are flexible with times and can make any time work for your group.

Tell your friends! Pass the word to anyone who might be interested!

Cottage Gardens will also be offering workshops starting April 3 with *Succulents and Miniature Gardens*, April 10 *Garden Seminar*, April 17 *Fairy Gardens* and April 24 *Container Gardening*. Also mark your calendars for their annual open house Friday, April 30, thru Sunday, May 2.

Cottage Gardens is a retailer of fine plants in the Iowa Great Lakes area and beyond. Featuring annuals, perennials, ornamental shrubs, herb and garden. Featured also are beautiful hanging baskets and colorful containers. Located at 805 21st Street in Milford. Roger and Nancy invite you to come and explore!



Backyard Staycation



Cottage Gardens

Locally Grown & Operated

805 21st Street, Milford • 712-338-4569
www.cottagegardens.net
Hours: Mon.-Fri. 8-6; Sat. 8-5; Sun. 12-4



Save the Dates...

April 3: Succulent & Mini Garden Workshop	April 24: Container Garden Workshop
April 10: Garden Seminar	April 30: Open House
April 17: Fairy Garden Workshop	May 1: Open House
	May 2: Open House

Local Boat Lovers Start Their 3rd Summer Helping Clients Broker Their Boats!

Barry and Julie Van Iperen are extremely excited to continue having Boji Boat Brokers in the Iowa Great Lakes area. There are not a lot of options for people wanting to sell their boats and Boji Boat Brokers, located at 1520 Hudson Avenue, Spirit Lake, can offer options with terms that work. Their focus is on you and helping you sell, purchase or trade your boat. It has taken years of knowledge working in the Okoboji area along with experience in this industry, contacts and relationships to get where they are today.

Boji Boat Brokers offers you a complete and professional process with skills that specialize in the sale and marketing of boats. If that means helping you find your next boat or selling your existing one, they are here and their priority is you.

They make sure your boat is clean and ready, and exposing it in both a local and national network of advertising. They will represent you and your boat like it's theirs. Stop in and see for yourself.

If there is a particular boat you are looking for, with their many resources, they are able to help you find your "dream boat".

Their goal is to be able to fill a niche that customers have been looking for, but haven't been able to find. They have many years of

experience selling boats, but it has been part of their lifestyle even longer.



Barry has been selling boats in the Lakes area for over 20 years. Since 1969, Barry has been enjoying summers in Okoboji, starting at Edgewater Plaza, swimming and skiing, to working 20+ years in the boating industry, locally and then gaining the knowledge of selling yachts in Florida for one of the largest family owned brokerage companies in the world.

Barry's experience is vast and he wants to share his knowledge on buying and selling boats with you.

Julie's knowledge of boats comes from a life centered around boats and boating. She worked at a local boat dealership for nearly 10 years

doing all aspects from accounting to cleaning to selling boats and was looking forward to getting back in the business.


With one common theme, passion for the water, Barry and Julie want you to enjoy it as much as they do.

Boji Boat Brokers looks forward to reconnecting with past customers, and making new ones in 2021. Stop in at 1520 Hudson Avenue in Spirit Lake or call 712-330-3152 for more information. You can also check out their website at bojiboatbrokers.com for inventory and testimonials.

Do You Want Your Boat or Car to SPARKLE?!

CALL US FOR ALL YOUR DETAILING NEEDS!

- Buffing • Waxing • Interior • Exterior
- Acid Wash - Bottom Hull & Lower Unit



712-330-4489

OR 712-330-3152

1520 HUDSON AVE.. • SPIRIT LAKE, IA



ARE YOU THINKING ABOUT SELLING YOUR BOAT? NOW IS THE TIME TO BROKER!

When it comes to putting Money in your Pocket,
WE DO IT BEST!

Over 35 Years Experience in the Marine Industry!

Barry and Julie did an outstanding job selling my boat! Everything was professionally done from detailing to closing the sale. It was a sincere pleasure working with them plus it sold quickly even during the off season. Trust in these guys to get your boat sold!

~ Jim Jensen

We were very pleased with Boji Boat Brokers. Even after paying the commission we received significantly more money than the trade-in we were offered by another dealer. We thought they gave us realistic pricing advice and did a nice job of detailing the boat to prepare it for sale.

~ Arthur Rusch

The team really helped me get my boat cleaned up and ready for sale! And once they start marketing my boat, it wasn't long and they were calling for the title! They made the process so easy. They take the hassle, so you don't have to deal with it.

~ Scott Doll

Boji Boat Brokers made sure our very first boat buying experience was efficient and seamless, from the first email to the on-water orientation. They were very friendly, personable, and went above and beyond to ensure our family was taken care of. Thank

you for everything!

~ Natasha Kacere

712-330-3152 • 1520 Hudson Avenue W., Spirit Lake, IA

Check out our inventory online at www.bojiboatbrokers.com

Variables to Consider When Choosing a Media Room

The term “home theater” once made homeowners who love movies and sports dream of the day when they could dedicate a large area in their home to watching the big game or their favorite films. Such rooms are now widely referred to as “media rooms.” Though the terminology may have changed, media rooms are not all that different from home theaters. Before choosing an area of their home as their designated media room, homeowners must consider a host of variables to ensure they get as much out of the room as possible.

- **Location and shape:** Of course the location of the room is of the utmost importance. Media rooms tend to be more social settings than traditional home theaters, which were often designed to be isolated from the rest of the home so noise and natural light did not adversely affect the film-watching experience. Homeowners may not want their media rooms to be in high traffic areas of their homes, but they needn’t be completely secluded, either. The renovation experts at the DIY Network note that the shape of a room should be considered before designating it as the media room. In general, square rooms are not ideal, as such rooms can produce harmonic distortions. A rectangular room likely won’t produce such distortions, especially when homeowners place their screens and primary speakers on short walls. It’s important that homeowners do not downplay the importance of sound, as media rooms, unlike traditional home theaters, may be used for listening to music just as much as they are for watching films or sports. Viewers may not recognize distortions when watching something, but homeowners may notice these abnormalities when listening to music.
- **Windows:** Media rooms are multi-purpose

rooms, so homeowners don’t need to remove rooms with windows from consideration. But the experts at the DIY Network note that windows are hard surfaces that can reflect sound and distort audio, and the light that gets in through windows can produce reflections on the viewing surface. Each of those factors can adversely affect your listening and viewing experience. A room with windows can still make for a good media room, but you may want to invest in some blackout curtains to mitigate some of the disadvantages of having windows in the room.

- **Wall colors:** The colors of the walls in the room is another variable homeowners will have to consider. Homeowners won’t want to host guests for the big game in rooms with darkened walls, as that can create a dreary atmosphere and potentially make people tired. But especially bright colors will reflect light and adversely affect the viewing experience. Neutral colors should not affect the colors on the screen, making them the ideal color choice for media room walls.

Media rooms are high on many homeowners’ renovation lists. Considering a host of variables prior to designating an area for a media room can ensure the finished product is as enjoyable as possible. *@metrocreativeconnection*



Improve Storage *at Home*

Homes are getting bigger, but it seems like people are still lamenting a lack of storage space. National Public Radio says the average American home has nearly tripled in size during the last 50 years. Despite that, 10 percent of Americans still need to rent off-site storage, according to a report in the New York Times Magazine. Self-storage facilities are one of the fastest-growing commercial real estate segments, and the Self Storage Association says there are more than 50,000 storage facilities in the U.S. alone. The commercial real estate company CBRE, Ltd., says there are roughly 3,000 self-storage facilities across Canada, and 65 to 85 percent of self-storage tenants are residential users.

Improving storage at home can be a cost-effective alternative to renting storage space. With these easy tips, homeowners can maximize space immediately.

- **Utilize track storage systems**
Closets may be plentiful, but if not efficiently utilized, space may still seem lacking. Track closet storage systems often make greater use of closet space than traditional shelf and hanging rod systems. Customizing closets using track systems or other modifications can improve utility of all closets in the house.
- **Invest in storage beds**
Storage beds typically feature cubbies or drawers within a platform-style bed frame. It’s a practical home storage solution, and does not require any building.
- **Think vertically**
Maximize spaces by looking up and down for storage possibilities. Items that are not used frequently, such as seasonal decorations or travel suitcases, can be stored in high spaces. Shelving on walls can go as high as necessary and be put to use in awkward wall areas, such

as in corners or under eaves.

- **Invest in storage benches/ottomans**
A stopping area inside the front door replete with a storage bench can house shoes, umbrellas, hats, backpacks, and other items, keeping them tidy and out of sight. In living rooms, look for chests or ottomans that are decorative and functional. Store throw blankets or board games inside.
- **Recess drawers or shelves**
Gain more storage by recessing a chest of drawers into what is called the “knee wall” of homes that have sloped ceilings in attics and upstairs bedrooms. Utilize these short walls in an efficient manner by sinking drawers or shelves into them, without taking up floor space.
- **Rafter shelving**
While in the attic (or a garage), add hanging shelves to rafters or exposed beams to create off-the-floor storage as well. These are just a few of the handy ways to improve the interior storage space in a home. *@metrocreativeconnection*



DURABILITY AND DEPENDABILITY COME STANDARD

SAVE NOW!!

See us for details!

Sharper prices

STACKED WITH POWER

WHAT'S INSIDE MATTERS®

Serving NW Iowa since 1923

Home of... Sharper Prices Guaranteed Best Values

Although we proofread every ad, we aren't responsible for typographical errors.
Product illustrations may not be exact color shown, may not be on hand.

SPIRIT LAKE: 912 Lake Street • 712-336-2363
SPENCER: 1208 4th Avenue SW • 712-262-2455

JUST A SHORT
DRIVE FROM THE
LAKES AREA!



OPEN 7 DAYS
A WEEK
YEAR-ROUND

Round Lake

VINEYARDS & WINERY

TAKE TIME TO RELAX AT ROUND LAKE



**ALL YOU
CAN EAT
BRUNCH**


*Reservations
required.*

**EASTER
BRUNCH
APRIL 4
10AM-2PM**

**SUNDAY
BRUNCH
STARTING
APRIL 25
WEEKLY**



**The Great
Smoke-Off
BBQ
Competition
Fundrasier**



**BAYLOR'S
BBQ BASH
MAY 22
3PM**

**SEAFOOD
BOIL
MAY 27 & 28
*Reservations
required.***



**LIVE MUSIC
ON SUNDAYS
MAY-SEPT.
2-6PM**

**CRUS-IN'
& HOG ROAST
JUNE 25
5PM**

**Hog Roast, Classic Cars,
Amphicars & Motorcycles!**



**LIVE MUSIC
ON THURSDAYS
JUNE-AUG.
6-8PM**

**GRAPE
STOMP
AUG. 28
FAMILY FUN**



**FOOD – WINE
COCKTAILS – BEER**

**FAMILY
FRIENDLY!**

**EVENT RENTAL SPACE
FOR ALL OCCASIONS.**

**NOW
HIRING.**



**ROUND LAKE VINEYARDS | 30124 STATE HWY. 264 | ROUND LAKE, MN
507.945.1100 | ROUNDLAKEVINEYARDS.COM**







**SUPERIOR
SEAMLESS**
GUTTERS AND AWNINGS

RAIN or SHINE
*We've Got
You Covered!*



Over 150 Fabric Colors & Patterns to Choose From



Motorized with Wireless Remote Control



Optional Semi-Cassette for Total Fabric Protections
(Adds elegant finish)



Certified Installers

- Lifetime Warranty • Hassle Free Professional Installation
- Heavy Duty Construction • Multiple Frame Colors to Choose From
- Custom Options for Low Clearance Issues
- Widths up to 40' and Projections up to 16'

Spring Special on AWNINGS
\$250^{off}
or FREE Wireless Wind Sensor
 Expires July 15, 2021

THE AWNING COMPANY WITH MORE THAN ONE OPTION!



 **Gutter
Helmet**
 NEVER CLEAN YOUR GUTTERS AGAIN

**Spring Special
GUTTER HELMET**
15%^{off}
 Expires July 15, 2021



Optional Heated Gutter Helmet




- Keeps seeds, needles and debris out
- Can be installed over your existing gutters
- Family owned & operated

Metal Roof Applications



Cedar Shake Applications



- Lifetime transferable warranty
- Approved by all major roofing manufacturers
- If they ever clog... We'll clean them for FREE

Serving the Entire
IOWA GREAT LAKES AREA

Call Today for a FREE Price Quote
866.765.4311

How to Add Shade to a Deck or Patio

Homeowners eagerly await the arrival of the warm weather so they can cast off the remnants of cabin fever and bask in the sunshine. However, as summer nears its dog days, the same sun homeowners once coveted can contribute to uncomfortable conditions in outdoor entertaining spaces.

Meteorologists at WHAS11 in Kentucky took to their neighborhoods in July 2020 to test just how hot surfaces can get in the sun during peak daytime temperatures. Concrete sitting in the sun almost all day reached a temperature of 134.7 F, while the same concrete in the shade clocked in at just under 80 F. When air temperatures are around 90 F, unshaded concrete and asphalt can be 125 F and 140 F, respectively. While wood decking may not be as hot as asphalt and concrete, it still can get steamy underfoot.

Homeowners who want to be able to enjoy their outdoor spaces in an array of temperatures can think about investing in shade solutions. Sun-blocking ideas like awnings, shade trees and large umbrellas can help people enjoy their yards all day long.

- **Canopy:** A patio canopy is typically a freestanding unit that can be installed over a patio or a deck. Some people prefer to bolt it down so it will not be knocked over in windy conditions. The fabric on the canopy can be removed during the offseason, helping to improve its longevity.

- **Awning:** Awnings may be stationary or retractable. Many are installed directly onto a home and can cast shade on specific areas of outdoor entertaining spaces.

- **Shade sail:** Similar to an awning but a bit less

structurally rigid, shade sails are large pieces of triangular fabric installed over areas of a patio, pool or landscape, according to The Family Handyman. Shade sails are light and airy and can be customized.



- **Trees:** A natural way to increase shade in a yard is to plant more shade trees. If sun glare is an issue all year long, and it's not just the heat of the sun that is troublesome, think about planting evergreen trees. Deciduous cousins will drop their leaves in fall and only be effective during the warm weather.

- **Patio umbrellas:** Many umbrellas start at around \$25. Umbrellas can be paired with patio tables, while stationary cantilever umbrellas sit out of the way on their own heavy-duty stands. A cantilever umbrella tends to provide more shade than patio table umbrellas.

- **Curtains:** Homeowners can block sunlight outdoors the way they do inside, offers MSN. Hang curtains from the sides of canopies or between posts on a deck to provide shade and cozy spaces.

Shade is in high demand when the sun is hot. Options abound for making outdoor areas more comfortable. *@metrocreativeconnection*

Exploring Different Backyard Structures

Designing an ideal backyard space requires forethought and an eye for style. Knowing which features to include in a yard often boils down to what homeowners want to achieve in the space. Will it be a relaxing oasis or a central entertaining focal point?

People often look to various structures to add height and visual interest to outdoor spaces. Homeowners will likely come across structures like arbors, gazebos, pergolas, and even trellises as they wade through the variety of features they can incorporate into backyard plans. Each of these structures can add appeal, but they also can offer shelter from the sun and privacy when enjoying the yard. There are significant differences between each structure, so here's an in-depth look at what sets them apart.

- **Arbor:** An arbor is one of the more simple garden structures. It is usually a frame that is arched or square-cornered. Most homeowners use it as an entryway to a garden or even the front of the home. Those with green thumbs may cover the arbor with climbing and trailing plants. The Spruce says arbors date back to early Egyptian and Roman gardens and were used throughout Europe by the late 16th century.

- **Pergola:** The words arbor and pergola are often used interchangeably, but to suggest the two structures are the same would not be accurate. Pergola comes from the Italian word "pergola," which means "projection." Pergolas were once projected from exterior walls and supported on one side by pillars or columns. Today, arbors are usually freestanding units with two or four posts. Pergolas may be connected on one side to a home

or another structure. Some are freestanding units supported by four posts. Pergolas tend to be larger and offer more privacy and shade than arbors.

- **Gazebo:** Gazebos are more defined garden buildings, states the contractor referral site Network. Gazebos are freestanding units that can be built in various shapes. Some are octagonal, others are square. Like a pergola, a gazebo is supported by columns and may have low railings or built-in benches. Gazebos also may have a more solid roof than arbors or pergolas, providing sun and other weather protection. The roof may have added architectural appeal, like a cupola.

- **Trellis:** A trellis is a simple, geometrically-shaped structure that provides a surface for climbing plants. A trellis also may support fruit-bearing trees. Trellis work may be used in conjunction with an arbor or pergola, or be installed on fencing.

Incorporating structures into backyard designs can provide functionality and appeal.

@metrocreativeconnection



Time for a New Look!




HunterDouglas




1706 Hill Avenue | Spirit Lake
712-320-3492


www.interiorsewingbylisa.com


Find us on 





NICHOLE JOHNSON
interior design





1613 Hill Ave, Spirit Lake
Call 712.330.8467 for an Appointment
or stop in when the door is open!
Commercial and Residential Design
Over 20+ years of experience

Nichole Johnson, Allied ASID, Owner, Designer nicholejohnsondesigns@gmail.com

Welcome To Midwest Modern

Midwest Modern is the lakes area ultimate destination for quality furniture, room decor, and interior design. Our mission is to help shoppers create spaces that feel comfortable, effortless, and authentic to who you are. We offer a collaborative environment where individuals, home owners, and designers can access an extensive index of furnishings, finishes, and inspiration. Visit our showroom in Spirit Lake to shop beautiful furniture for every room, designer fabrics and flooring, quality rugs and textiles, modern lighting, home gifts, and more. We welcome all home design professionals to take part in our Designer Trade Program, including interior designers, architects, and builders. We offer a substantial discount and our showroom accessibility to provide a space to meet with your clients and present or create the design. At Midwest Modern our showroom is your showroom. Midwest Modern showroom features vintage mid-century modern furniture - and they love to incorporate vintage and heirloom furniture and decor with new trends! Their goal is to have a clients home tell a story! They partner with the best brands that have a lead time of 1-2 weeks, so you won't be waiting months for your new furniture to arrive. Shannon Dunham, co-owner, is a creator, problem-solver, and has a passion for business. Her desire to fill the need for stylish comfortable furniture came by the need for her to furnish her personal condo. Shannon's passion grew into the intention to have a space for individuals and trade professionals to feel comfortable and inspired, while

also providing access to quality products and knowledge without needing to leave the area. Ultimately, she aims to provide a store to inspire fun design with layering colors, textures, and shapes to furnish a comfortable space. Amanda Williams, co-owner, grew up in the lakes area, attended Spirit Lake high school, and then went on to graduate from the University of Iowa. While working for a parks and recreation department after college, she began refurbishing vintage furniture in her free time. Amanda has always had a thing for rummaging around antique stores to find the perfect piece for a space. While learning more and more about woodworking, she also took up an interest in house plants. At one point, she had almost 25 plants of all different species and sizes in her small Iowa City apartment. "It's a proven fact that plants make people happy, and I want to pass that happiness on to as many people as I can," says Amanda. "We could all use a little more green." **Find us on Facebook, Instagram and online at www.midwestmodernfurniture.com**



Shannon Dunham



Amanda Williams

PERFORMANCE THAT GOES ABOVE AND BEYOND



Featuring the Ultimate and Modern product lines, the Marvin Signature collection offers the broadest range of product types, sizes, configurations, and design options. Every detail is considered, delivering the highest level of architectural correctness and unrivaled appeal.



OPEN: Monday-Friday 7am - 5pm
Spirit Lake Spencer Lake Park
336-3610 262-4962 832-3268



midwestmodern

MODERN COMFORT / TIMELESS STYLE

OPEN
7 Days a
Week



Rugs, Lighting,
Pillows, Poofs
& More



GUS* Furniture & Accessories
GUS* makes modern furniture simple

QUICK TURNAROUND
Only 1 to 2 weeks lead time



SKEEM DESIGN

CITRONELLA SCENT
an all natural way to repel
mosquitos without the smell




AGED & INFUSED

**INFUSION
KITS**
the new trend
for your
Home Bar



Tons of
ENTERTAINING
necessities



**REAL HOUSE
PLANTS**
in beautiful
containers to bring
nature indoors!



• Quality Hand Crafted Furniture • Accent Pieces • Plants & Succulents • Rugs • Throw Pillows
• Lighting • Wall Decor & Mirrors • Charcuterie Boards & Bar Accessories

Sun 12-5 | Mon-Sat 10-6
3520 US 71 South, Spirit Lake
Just south of Kwik Star

712-339-9439

MidwestModernFurniture.com

FOLLOW US



Just South
of Kwik Star



CONCRETE EXPERIENCE YOU CAN TRUST!



CARNEY CONCRETE INC.

Spirit Lake • 712-320-5188 



Asphalt and concrete driveways are common throughout suburban neighborhoods. They are as much a part of a home as lawns, decks and other exterior elements. Regardless of how they're utilized, driveways need to be cared for and maintained to retain their appearance and function. Even the most durable driveways can suffer from cracks and pits over time. As cracks form, they pave the way for more deterioration if they are not addressed. Water infiltration can break down the integrity of the driveway during freeze and thaw periods, and any little hole or crack can promote weed growth. Driveway repair can be a do-it-yourself project, but pay attention to the details to ensure the job is done right.

Best Methods To Repair Damaged Driveways

Asphalt

The home improvement resource The Family Handyman says it is key to first repair cracks and pits in an asphalt driveway before planning to topcoat it, which is generally done every year or so to maintain its appearance and durability. A variety of topcoat products are available at various price points. Experts recommend investing in a quality product that will not shrink and crack. A melt-in material that is similar to products used by highway crews can be purchased for around \$100. This product also will require use of a propane torch. Caulk-style crack repair products may not require as many tools, and are much easier to apply. They may not last as long, however. Homeowners must weigh the pros and cons to each before beginning. The experts at Popular Mechanics say that there also are other asphalt patch mixes available at home supply retailers. Serious holes, rather than cracks, can be addressed with a coarse-aggregate filler commonly referred to as cold patch.

After cracks and holes are filled, use a sealer to lock

everything in place and create a smooth topcoat appearance. Speak with a store employee if you are unsure which product is needed for your application.

Concrete

The process is similar with concrete driveways, yet the products differ. Small driveway cracks can be repaired by scrubbing out the crack to remove debris and then filling using a mortar repair compound, suggests the repair advice site Home Guides. Larger cracks and potholes should be cleaned. Once that's done, apply a painted-in bonder to the crack or hole, followed by a dry concrete patching product mixed with water. The material can be worked into the damaged area with a trowel, and then leveled using a wood board. Afterward, a liquid concrete sealer can be applied to help prevent future cracks and holes. Homeowners who are hesitant to fix their driveways can contact masons or asphalt specialists to perform the job. Keeping up on driveway repair can prolong the life of the surface and help delay a complete driveway replacement for several years.

©metrocreativeconnection

PEDERSON ELECTRIC INC

Licensed & Insured

Rody Pederson, Electrician
712.320.RODY (7639)
rody.pei@me.com

**All Your
Electrical Needs
including
Boom Service**

Ask Us About SOLAR!

ROOF MAXX®

MORE LIFE. LESS MONEY. GUARANTEED.

★★★★★
5-STAR CERTIFIED DEALER

- Add 10+ years of roof life
- Restore flexibility
- Increase wind resistance
- Increase granular adhesion
- Increase hail resistance

Contact
Steven Sweeney

5-Star Certified Roof Maxx Dealer

Office: (855) ROOF-MAXX

Mobile: (712) 333-7338

Email: ssweeney@roofmaxx.com

Web: www.roofmaxx.com



SAVE MONEY. AND YOUR ROOF.

Roof Maxx® is a quick, natural and affordable alternative to a complicated, expensive and disruptive asphalt roof replacement.

What to Expect During a Bathroom Remodel

There are many reasons to renovate a home. Some homeowners purchase fixer-uppers and commit to making major renovations before they even move in, while others may renovate their homes with an eye on resale value. But many homeowners also take on renovation projects to make the homes more livable for themselves.

Bathroom renovations are popular projects. In fact, a 2018 survey from the National Association of Home Builders found that bathroom remodels are the most popular remodeling projects. But just because bathroom remodeling projects are popular doesn't mean they're easy to endure. Knowing what to expect during a bathroom remodel can help homeowners get through the renovation process.



Cost - Bathroom remodeling projects can be expensive. According to Remodeling magazine's "Cost vs. Value 2019" report, a mid-range bathroom remodeling project cost an average of \$20,420 in 2019, while an upscale remodel cost just under \$64,000. Homeowners should develop budgets for their bathroom renovation projects to determine which type of project they can afford. In addition, setting aside a little extra money for overruns is a wise move that can help homeowners handle any unforeseen expenses that arise during the project.

Noise - Few home renovation projects can be undertaken quietly, and bathroom renovations tend to generate a lot of noise. The noise can be difficult to overcome for professionals who work from home full-time, and it also can be hard on parents of young children who still nap and don't yet go to school. Parents of young children may find it best to delay bathroom renovation projects until their children are school-aged and out of the house for most of the day on weekdays.

Mess - The debris generated by bathroom renovation projects is another thing homeowners must prepare for. In addition to preparing for the waste generated by the project, first-time renovators must realize that dust might be a big issue once the project begins. Dust can pose a threat to residents' overall health, particularly the health of youngsters whose bodies haven't yet fully developed. As a result, parents of young children may want to schedule renovations during family vacations so their children are exposed to as little dust as possible.

Changes - Few renovations go off without a hitch. Once a project begins, contractors often uncover issues that weren't noticeable to the naked eye. These issues may increase the cost of completing a project or force homeowners to change their plans to make the project stay as close to their budgets as possible. Recognizing that these decisions may have to be made on the fly can help homeowners feel more prepared when unexpected issues arise. Bathroom renovation projects are worthwhile investments. Knowing what to expect during a bathroom renovation project can help homeowners handle all the twists and turns that may arise.

©metrocreativeconnection

WIDE SELECTION OF KITCHEN & BATH CABINETS

AND COMPLIMENTARY PLUMBING FIXTURES



Jaimie is here to help you with finding what fits your need and budget.



Plumb Supply
COMPANY

Kitchens & Baths Showroom
3010 18TH STREET, SPIRIT LAKE

DAKOTA
KITCHEN & BATH

Exclusive dealer for Dakota Kitchen & Bath cabinetry in the lakes area

712.336.0787 • WWW.PSKITCHENSBATHS.COM

Okoboji Mattress Co.

Specializing in a great night's sleep.



Beautyrest

SLEEP FIRST CLASS

*Making Your
Dreams Come True!*



5 STAR REVIEW

Easy to work with, not pushy at all and asked all the right questions based on how we sleep and brought the perfect mattress for us! Very nice people! Plus free delivery and very easy process! - Tim Heinitz



712-260-2004

3004 18th Street • Spirit Lake

www.okobojimattress.com

Locally Owned & Family Operated

Your Local Sleep Specialty Store!



BEAUTIFUL LIVING
SOLUTIONS

Steffen
FURNITURE
Where Generations of Beautiful Homes Begin

Complementary Interior Design
420 N Grand Ave, Spencer
Phone 712-262-5420
www.steffenfurniture.com
Monday-Friday 9 am - 5 pm;   
Saturday 9 am - 4 pm; Thursday 'til 7 pm

KLINKERBELLE'S

I have expanded into the back room of the building.

Klinkerbelle's is a boutique featuring vintage jewelry, hats, gloves and purses as well as Chico's and Coldwater Creek jewelry and clothes.

CLIP & SAVE COUPON

50% OFF

KLINKERBELLE'S

one item over \$20

Expires 5/29/21. One coupon per visit.

301 Grand Avenue, Spencer, IA • 712-580-3541 or 712-348-9055 • Thurs.-Sat: Noon-4pm



Did you know?

Though new flooring and ceiling tiles might not offer the wow factor of a remodeled kitchen, a 2019 study from researchers at the Joint Center for Housing Studies at Harvard University found that replacing floors and ceilings was the most popular home improvement project in the United States in 2017, the most recent year for which data was available at the time of the study. More than five million homeowners replaced carpeting, flooring, paneling, or ceiling tiles in their homes in 2017. The popularity of such projects may have something to do with the relatively low cost associated with them, as the experts at BobVila.com note that overhauling surfaces underfoot and overhead costs an average of \$3,283. That places floor and ceiling tile replacement projects among the least expensive home improvement projects homeowners can undertake, even though such renovations can immediately and dramatically transform the look of a room. *@metrocreativeconnection*

Update your home and kitchen with SMART appliances

LG ThinQ™



SAMSUNG



G Nest

Build your helpful home.



Audio Video
CONNECTION

dish
Authorized Retailer

Simply.Delicious.Grilling



Open Monday - Saturday • 2 Grand Ave, Spencer, IA • 712-262-6953

 "like" us on facebook



Affordable Features to Consider When Revamping Your Kitchen

Kitchens are popular gathering spots in many homes. That popularity is reflected in various ways, including how many homeowners choose to remodel their kitchens.

A 2019 report from the home renovation and design resource Houzz found that kitchens were the most popular room to renovate in 2018. Homeowners considering kitchen remodels should know that the Houzz report also indicated that spending on kitchen remodels increased by 27 percent in 2018.

Homeowners concerned by the cost of remodeling a kitchen should know that there are ways to give kitchens a whole new feel without breaking the bank.

Appliances - Consumer Reports notes that luxury home buyers expect high-end features, including professional ranges and built-in refrigerators that match the surrounding cabinetry. However, many mainstream brands offer “faux pro” features that can equal more expensive alternatives. Consumer Reports even notes that many budget-friendly faux pro appliances outperformed their high-end counterparts in terms of reliability.

Countertops - Countertops tend to capture the eye’s attention when walking into a kitchen.

Outdated and/or damaged countertops grab that attention for all the wrong reasons, while updated countertops made from today’s most popular materials provide that wow factor homeowners seek. If granite is a must-have, Consumer Reports notes that homeowners can save substantial amounts of money by choosing granite from remnants at the stone yard. If marble is your ideal countertop, save money by choosing a domestic product as opposed to one imported from overseas.

Cabinets - Custom-built cabinets may be a dream, but they tend to be a very expensive one. Such cabinets are designed to adhere to the dimensions of the kitchen, and Consumer Reports notes that they can cost tens of thousands of dollars. If that estimate would bust your budget, examine the current layout of the existing cabinets. If the layout is fine but the cabinets need work, you can give them a whole new look by refinishing them. If the cabinets must go, stock units or semi-custom cabinets can provide a new look without busting the budget.

Kitchen remodels can be expensive. But there are many affordable ways to revamp a kitchen.

@metrocreativeconnection



- Waterproof
- Kid proof
- Durable

We offer professional
installation

Largest Showroom in NW Iowa


MOHAWK

 **Mr. B's**
FLOORING

1014 11th Ave. SW • Spencer

712-580-4400

M-F 8:30am to 6pm

Sat 9am to 5pm • Closed Sunday

www.mrbflooring.com

The Benefits of Working With an Interior Designer

Home is where the heart is, and it's also where homeowners express their style. Though interior design may come naturally to some homeowners, many more can benefit from a little help defining their style and translating that style into a beautiful home. In such instances, interior designers can be the most valuable investments homeowners make in their homes.

Homeowners may hear "interior designer" and immediately hear the sound of cash registers ringing in their heads. However, many interior designers offer various services, including hourly consultations, that can make them cost-effective, especially for homeowners who are still trying to define their style and decide just how they want their homes to look. That's just one of the many benefits of working with interior design professionals.

- Interior designers can save homeowners money. Much like it's best for homeowners with no DIY experience to hire professional contractors when renovating their homes, paying an interior designer when you have little experience with design can help you avoid potentially costly mistakes. Interior designers are skilled at transforming homeowners' visions into finished products, and that's a valuable skill homeowners don't necessarily have. Trial and error when designing a home's interior can be costly, even if you're not knocking down any walls or swinging any hammers. For example, after renovating on their own, homeowners may find they need to replace a new couch or dining table that they realize contradicts their design scheme. Interior designers can help homeowners avoid such costly mistakes and get it right the first time.
- Interior designers can help you coordinate your style. Each and every component of a home's interior says something about its owner. Whether it's their choice of lighting



fixtures, furniture or even appliances, homeowners make a statement any time they choose a design component for their homes. Interior designers can help homeowners coordinate their styles so each room seamlessly transitions to the next one. An ultra-modern living room may stick out like a sore thumb in a home that's predominantly rustic, and interior designers can help homeowners avoid such mistakes.

- Interior designers recognize what's trending. Interior designers tend to be up-to-date on the latest trends. That can be incredibly valuable, especially for homeowners who are anticipating putting their homes on the market in the near future. In such instances, designers can help homeowners invest in updates or renovations that will appeal to today's buyers, increasing the likelihood that their homes will sell more quickly, and potentially for more money.
- Interior designers are well-connected. Interior designers often collaborate with contractors. Those professional relationships can help homeowners avoid the headaches of finding the right professionals to work with when renovating their homes.

Many a homeowner has benefitted from working with interior designers. Such partnerships can help homeowners transform their residences into the home of their dreams.

@metrocreativeconnection

Retired Rubbish Relmaged

Custom orders are welcome!

- Large Selection of Hand-Crafted Furniture
- Unique Repurposed Items
- Live-Edge Furniture
- Some Antiques



Hours:
Thursday, Friday & Saturday
Noon to 5:00pm
Sundays 1:00pm - 4:00pm

112 Hwy. 4 • Wallingford (5 Miles South of Estherville on Hwy. 4)
712-260-7595 • Brion & Cindy Bodle • See us on 



We Offer Full-Service
INTERIOR DESIGN
Consultations &
One-Day Projects



10 W 4th Street | Spencer | Store Hours: Wednesday-Friday 11-5pm & Saturday 10-2pm
Visit us on social media  @poiemadesign  @poiema.design

Mulching Mistakes to Avoid

Landscape features vary significantly from house to house. Some homeowners may prefer water features on their properties, while others focus on flowers that would be the envy of a botanical garden. Regardless of those preferences, lawn and garden enthusiasts who want to make their properties as idyllic as possible may eventually look to mulch to help them accomplish that goal.

Mulch helps soil retain moisture, which promotes strong, healthy flowers, plants, trees, and shrubs. And because soil beneath mulch retains more moisture than soil that's not protected by mulch, homeowners won't have to spend as much time watering mulched landscapes. That saves time and conserves water, which can be a big benefit in areas prone to drought and/or especially hot summers. Mulch also helps to suppress weed growth, which can ensure all that hard work needed to create an eye-catching garden won't be compromised by the presence of unsightly, thirsty weeds.

Mulching seems like a simple task, and it can be. But that does not mean homeowners cannot make mistakes when mulching. The following are some common mulching mistakes to avoid as lawn and garden season hits full swing.

- Not enough mulch: Mulch is ineffective when spread too thin. The Virginia Cooperative Extension at Virginia Tech and Virginia State University recommends applying mulch no less than two inches in depth. Anything less than that will prove ineffective at preventing weed growth and helping the soil retain moisture, and that means you will need to water more often.



- Poorly located mulch: Mulch should not be placed too close to plant stems or tree trunks. When it is, tissue is so wet that it makes for a perfect environment for disease and insect infestation.

- Failing to mulch to the drip line: The drip line of a tree refers to the outermost circumference of the tree's canopy from which water drips onto the ground. The VCE recommends mulching to the drip line of a plant or tree, which ensures the plant or tree will get the most out of the mulch. Mulching to the drip line also minimizes competition from the grass, leading to stronger plants and trees.

- Failing to weed before mulching: Weeds should be removed prior to mulching. If they're not, the mulch can provide the same growing environment for weeds that you're trying to create for your plants and trees.

Mulching benefits a landscape in myriad ways, especially when homeowners avoid some common mulching mistakes. *@metro-creativeconnection*

**DRYWALL • METAL FRAMING
FIREPROOFING • PLASTER
INSULATION • ACT • PAINTING
EIFS • DEMOLITION • STUCCO
ARCHITECTURAL DESIGN**



**DENISON
DRYWALL INC**

CONTACT US TODAY FOR YOUR NEXT PROJECT!

Spencer 712.262.3925 • Denison 712.263.3981
www.denisondrywall.com

LANDSCAPE MUSIC & LIGHTING SYSTEMS

Paradigm

**Garden
Oasis**
MAKE YOUR BACKYARD ROCK!

WAC LANDSCAPE
LIGHTING



Paradigm means no limits! Now enjoy superior audio performance combined with a rugged weatherproof design and innovative Paradigm RED™ technology in Paradigm's first-ever landscape loudspeaker system: Garden Oasis. Weatherproof outdoor audio adds excitement to pool parties, deck dinners, outdoor movie nights, or just an evening out under the stars. And only the Garden Oasis Series performs like Paradigm.

CAREY'S



ELECTRONICS

220 Grand Avenue • Spencer, IA 51301
712-262-2638 • 1-800-435-2638
www.careys-electronics.com



- Spotlights & Flood Lights
- In-Ground & Well Lights
- Hardscape & Masonry
- Outdoor LED Tape
- Color Changing
- Indicator Lights
- Underwater
- Walkway

Brand New & Scratch N' Dent

Appliance Sales & Service



BOSCH

SAMSUNG



Electrolux

Whirlpool



1651 Exchange St | Okoboji | 712-332-6050

Spring into Snook's of Okoboji

Whether it's a weekday or a weekend, with the sun in full heat or the leaves falling from the trees, Snook's of Okoboji is sure to be open and ready to fill your lifestyle needs. Snook's of Okoboji opened in 1995 in a quaint building in West Okoboji, and has since grown into their current 20,000-square-foot building on Highway 71 in Okoboji. You'll know you've arrived at Snook's of Okoboji as the vibrant hues of summer welcome you with a wide variety of Adirondack chairs in every color located on the front lawn.

Although the showroom is huge, you'll feel right at home as soon as you enter. Friendly staff members immediately greet customers with a warm welcome. Upon talking to them, you'll realize just how knowledgeable and well-informed the Snook's staff is. Customers that know exactly what they want will appreciate the ability to buy a piece off the floor and take it home the same day, or have it delivered locally at no charge. For those that need a little more guidance, have no fear. Talk with an expert designer about your needs; they are equipped to guide you through the entire process. If they don't have your must-have piece on the floor, they'll custom order it for you.

With a wide variety of product offerings and unbeatable customer service, it's no wonder Snook's has been a design staple of the lakes area for over 20 years. Bill Adams managed the store for eight years before taking ownership in October 2011. He took the business from its original location, added the outdoor store and eventually combined two locations into one, making Snook's the ultimate destination store. Snook's offers everything you need for your home, including furniture, bedding, flooring, area rugs, window treatments, home decor pieces, custom showers, and outdoor furniture.

Known for the largest selection of outdoor living furniture in the Northwest Iowa Great Lakes area, Snook's has what you need to take your outdoor living experience to the next level. From lounge chairs for quiet mornings on the lake to fire pits and fire tables for late-night get-togethers, you're sure to find what you're looking for at Snook's. Weather-proof Adirondack chairs

make a great addition to any outdoor living space. There's no chipping, fading, mildew, or maintenance, so you can set your chairs outside year-round and let your cares float away. For those cool summer nights, Snook's sells comfortable hammocks, rustic hand-forged copper fire pits, and wood fired Memphis grills.

Snook's also has an expansive selection of indoor furniture in every design style, from traditional to modern. Dining tables to host family meals, accent pieces to give your home style, and luxurious mattresses for a soft place to land - Snook's offers a huge assortment of interior furniture to meet your needs. If you're looking to floor your guests, check out Snook's unbeatable selection of stylish, durable flooring options, including carpet, hardwood, vinyl, tile, stone, and in-floor heat. Highly trained, certified installation experts take care of everything, from measuring your space to removing the existing floor and installing new flooring.

Besides offering quality furniture and flooring, Snook's customer service goes above and beyond. The store offers a plethora of free services like design consulting, financing, same-day delivery and measurements of blinds, flooring and tile. Whether you're here to play or here to stay, stop by Snook's of Okoboji today. You'll be pleasantly surprised by everything the "hometown place to shop" has to offer.

Get the Whole Package at Okoboji Wholesale Home Goods / OW

Starting a new business is hard enough, but Bill Adams and stepson Nick Amundson make it look easy. Some things in life do not go the way you want them to go. However, there are certain things which can be bad, but also planned for. Appliances. Everyone loves them until they no longer work for the intended purpose. That's where Okoboji Wholesale saw an opportunity to enter the lakes area in October of 2018, to offer scratch n' dent appliances at a wholesale price. Owner Bill Adams did countless hours of research and found the lack of discounted appliances in Northwest Iowa and made the business decision to open up shop.

Spirit Lake was the original home of Okoboji Wholesale in a 2,400 sq ft showroom packed to the walls in scratch n' dent appliances. Before each appliance set foot on the floor it was run through rigorous testing to ensure the appliance was working. With some appliances arriving in non-working condition the store manager Nick would have to diagnose the issue and repair until the appliance is sellable. With thousands of units leaving the showroom floor Bill, Nick, and his staff, took the liberty to ensure the satisfaction of a working appliance was leaving with a happy customer.

Today, with a lot of blood sweat and tears from Bill, Nick, and their top tier staff, they are relocated in the heart of Okoboji on Highway 71, two buildings north of Snook's of Okoboji in an 11,000 sq ft building. They outgrew their old location in Spirit Lake and moved on to something bigger and better.

The purchase of a long-term existing appliance store in Milford happened in August 2020, which was Okoboji Wholesale's biggest milestone that gave them the opportunity to purchase brand new appliances along with the scratch n' dent. The well established appliance dealer in Milford was around

for many years and served thousands of happy and satisfied customers. Included in the purchase, Okoboji Wholesale agreed to take over those customers and continue to help and serve.

They now can offer a wide variety of kitchen and laundry appliances from top brands such as GE, LG, Speed Queen, Frigidaire, & Bosch. As soon as you walk in the door you are greeted by a well knowledgeable staff with a combined 15 years experience to help you from start to finish. Any project big or small they will guide you to make sure you are getting the appliance that is right for you. Professional delivery and installation by their delivery staff who will go the extra mile is always a plus for those in need. Okoboji Wholesale doesn't finish after the door is shut. Service is a huge key to any appliance, and they service anything they sell, whether it's in or out of warranty.

Any brand new appliance sold from Okoboji Wholesale comes with a one year manufacturer's warranty. The scratch n' dent appliances are different. Even though the scratch n' dent appliances are open box brand new they do not carry a manufacturer's warranty. Since Okoboji Wholesale has their rigorous testing procedure to ensure all appliances are in working condition that is not an issue for their customers. Also, for pennies on the dollar they are linked up with Nationwide, the largest marketing group in the U.S. to provide up to 5 years of an extended warranty on the scratch n' dent appliances purchased.

With a huge selection to choose from, Okoboji Wholesale has become the largest appliance dealer in Northwest, Iowa. It's your one stop shop for any refrigerator, stove, dishwasher, microwave, ice maker, freezer, washer, dryer, and much more. Stop in, call, or message us on Facebook for any questions on availability to get your dream kitchen started today!



Snook's of Okoboji

Everything for Your Home Inside & Out!

**NEW FOR
2021**

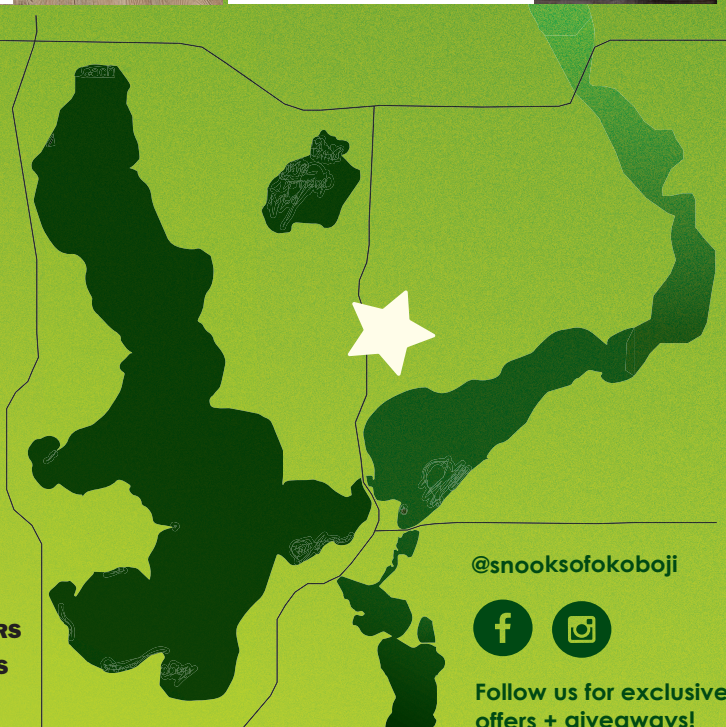
HEMCREST
OUTDOOR LIVING



MOHAWK

**TREASURE
GARDEN**

- CARPET
- INDOOR FURNITURE
- OUTDOOR FURNITURE
- MATTRESSES & BEDS
- WALL DECOR
- AWNINGS & UMBRELLAS
- FIRE PITS
- MEMPHIS GRILLS
- CUSTOM SHOWERS / HEATED FLOORS



@snooksofokoboji



Follow us for exclusive offers + giveaways!

FLOORING | HOME FURNISHINGS | OUTDOOR LIVING | WINDOW TREATMENTS

Monday - Friday: 8-5 | Saturday: 9-5 | 712.332.7530
1005 OKOBOJI VIEW AVE., OKOBOJI | SNOOKSOFOKOBOJI.COM

Learn the Right Ways to Clean Lawn and Patio Furniture

Once the days begin to grow a little bit longer and the numbers on the thermometer creep a tad higher, outdoor entertaining season is right around the corner. Homeowners may be anxious to once again return to the comforts of their backyards. However, their patio furniture may not be ready for lounging just yet.

Some simple cleaning strategies make it easy to brighten outdoor furniture made of metal, glass, wood, and plastic. Before homeowners know it, their backyards will be ready for outdoor entertaining season.

Proper storage

Storing outdoor furniture during the colder months of the year is a great way to protect items from the elements. This may involve careful shrink-wrapping and keeping items outdoors, or by moving furniture indoors to a shed or garage. Cleaning the furniture one last time before storing it also can be handy.

Remove stuck-on debris

Inspect furniture and be prepared to remove any stuck-on debris, such as bird droppings, sticky food residue or even cobwebs and insect nests. Be sure to use a cleaning tool that is safe for the material you are cleaning. Test an inconspicuous area of the furniture first to ensure your tools don't damage the furniture. For example, many scrub brushes can scratch glass or aluminum.

Make a thorough cleanser

Clean stains off of furniture with a versatile cleanser. A mild cleaner can be made by

mixing 1/2 cup baking soda with 1 gallon of warm water, according to the experts at Better Homes & Gardens. Regular dishwashing detergent also can be mixed with water, as it has a mild bleaching agent. This cleanser can be used on plastic resin furniture or metal furniture, which are popular patio furniture materials.

Patio fabrics

Check the cleaning instructions of outdoor fabrics, as there might be specific instructions on the tags. In some cases, fabric may be removed and washed in a washing machine on a gentle setting. A solution of dish soap and warm water also is a gentle way to clean outdoor fabrics. Once items are clean, HGTV advises applying a water-repellent fabric protector to minimize staining and maintenance.

Strip or sand

Wood furniture may need specialized care. If stains cannot be removed with a mild cleanser, then hard woods like teak can be surface-sanded to restore items' original look.

Pressure washers can often do more harm than good to patio furniture, so it's best to look for an alternative way to clean them. Usually a bit of elbow grease and a cleanser is all that's needed. Give the cleaning product time to work. Wipe down and dry the furniture thoroughly to prevent the growth of mildew. *@metrocreativeconnection*



ADVANCED

DOOR SYSTEMS

Residential • Commercial • Agricultural



RAYNOR

For pricing & options, call today!

712-262-1997

Emergency calls after hours: Kent Snyder (712-260-2995) or Walt Buren (712-260-0628)

Enhance your living space
Lifestyle SCREENS
 THE MOST VERSATILE GARAGE SCREEN ON THE PLANET
 With a new screen door!

It's not just a screen,
IT'S A LIFESTYLE!

Lifestyle Garage Screen Doors work with your existing garage door to create the ultimate pest-free space on demand!



"THE RIGHT DOOR - THE RIGHT WAY"

www.ads-doors.com

Open 8:00-4:30 Monday-Friday • 4000 Hwy. Boulevard North • Spencer, IA

Tips To Successfully Grow Tomatoes

Slicing into the first tomato of the season is a much anticipated moment for gardeners. Tomatoes are among the most popular fruit or vegetable plants grown in home gardens. Much of that popularity may be credited to the fact that red, ripe tomatoes have a delicious, juicy flavor that serves as the basis for all sorts of recipes. And since tomatoes can just as easily be grown in a full backyard garden or in a container on a patio or balcony, tomatoes appeal to gardeners regardless of their living situations.

While tomatoes are relatively easy to grow, they are prone to certain problems and pests. Knowledge of what to expect when planting tomatoes and how to start off on the right footing can help produce a season's worth of delicious bounty.

- Wait until after the last average frost date. Tomatoes can be grown from seeds outdoors in warm areas, but tomato gardeners often find success starting seeds indoors six to eight weeks before the last frost date. Gradually introduce seedlings to the elements for a few hours each day, increasing the duration of time outside. Then they can be transplanted outdoors when temperatures are consistently over 60 F.

- Choose a sunny spot. Tomatoes love to soak up sunlight, according to The Home Depot. Place the plants in a sunny spot so they can thrive.

- Space out plants. The experts at Better Homes and Gardens say to leave anywhere from 24 to 48 inches between plants to accommodate for growth and ensure the plants will not get stunted.



- Plant deeply. Tomatoes tend to root along their stems. If transplants are long and lean, dig a trench and lay the stem sideways in the dirt, and then bend the top of the plant upward. Snip off the lower branches and cover with soil up to the first set of leaves. This will produce extra root growth and stronger, more vital plants.

- Give the plants support. Tomato cages or stakes can help keep the leaves and fruit from touching the ground, which can cause rot and, eventually, death to the tomato plant.

- Lay down a layer of mulch. Tomatoes grow best when the soil is consistently moist. Mulch can help retain moisture from watering and rain. Mulch also will help prevent soil and soilborne diseases from splashing on the leaves and plants when it rains. While you amend the soil, make sure that it drains well and is slightly acidic.

- Prune away suckers. Tomatoes produce "suckers," which are leaves that shoot out from the main stem. Removing these leaves promotes air circulation and keeps the plant's energy focused on growing fruit. Tomatoes are a rich addition to any garden. A few simple tricks can help even novice gardeners grow delicious tomatoes.

@metrocreativeconnection

IT'S SO EASY TO EAT HEALTHY with Community Supported Agriculture (CSA)

- Locally Grown Produce Delivered to Your Home Or Workplace May - October
- Mini/Half/Full Shares Available

ORDER SOON!

Deadline is 5/1/21

WEEKLY, BI-WEEKLY OR MONTHLY SHARES

Deliveries to the Lakes Area including Milford, Spencer, Jackson, Lakefield, Lake Park, Worthington & Windom



Let us help with those Gardening Projects...

- Bedding Plants • Vegetables • Annuals
- Hanging Baskets • Geraniums (many varieties)

Our Greenhouse is Open May-October!



Check it out at:
www.brandtgardens.com
brandtgardens@gmail.com

507-662-5631
Deadline is May 1, 2021



• Brandt Gardens & Greenhouse, LLC • Lakefield, MN •


CHECK OUT OUR

PLANT DATABASE



Our new plant database makes it easy for anyone to identify plants at all of our project locations!

VISIT WWW.IMAGINEIGL.COM/PLANT-DATABASE

imagine
IOWA GREAT LAKES



Stay and Play!




1 NIGHT STAY SPECIAL DISCOUNT

plus


9 OR 18 HOLES


Rate includes one round of golf for one person per night booked. Additional rounds of golf can be added at checkout. Guests must call the golf shop at 712-332-5011 to schedule their tee time. Blackout dates may apply. A valid credit card is required to guarantee all reservations. All cancellations must be made by 4:00 PM 3 days prior to arrival during peak season (Memorial Day to Labor Day); 24-hour cancellation during off season. Penalty is 1 room night plus tax. Golf course is tentatively opening April 1 and closing October 31 (weather permitting). Arrowwood Resort 712-332-2161.

SCHEDULE A FREE SYNTHETIC TURF CONSULT: 712-587-9938



Intelligent Turf & Greens
GOLF • LAWN • PET • PLAYGROUND • SPORT
2266 220th Street • Milford, IA 51351
712-587-9938
info@intelligentturfandgreens.com
@intelligentturfandgreens








DuraLock Ultra-Flo Backing

New and improved backing that promotes draining across the entire surface area of the turf. We were able to create an unmatched flow rate of 400+ inches per hour with our new innovative Ultra-Flo backing.

Great for any permeable application

SYNTHETIC TURF FOR:

- Putting Greens
- Pet Grass
- Playgrounds
- Sports Fields
- Lawns
- Courtyards
- Pools
- Play Areas




Intelligent Turf and Greens


Exclusive Partner of Celebrity Greens for IA & SD

Celebrity Greens is the most respected and experienced North American residential and commercial synthetic turf company.

Contact Ryan Brown
Brown's Lawn & Landscape



EXCLUSIVE PARTNER
CELEBRITY GREENS
WWW.CELEBRITYGREENS.COM





2021 TOURNAMENTS

JUNE 20 - Father's Day 2-Person Best Shot
SEPTEMBER 10-12 - U of O Couples Tournament
SEPTEMBER 19 - Wacky 3-Person Best Shot
OCTOBER 2 OR 9? - 8" Cup 4-Person Best Shot

2-Person Peoria 9-Hole Best Shot

EVERY TUESDAY • May 18 thru September 14
 Play any time after 3:00 pm • Must Call For A Tee Time!

\$35 Per Person - Includes:
 Golf, Cart, Steak Dinner, Prizes and sales tax.

FOR TEE TIMES: CALL 712-337-3372

Join us for lunch
or dinner at



Enjoy our large menu, including
the BEST made from scratch pizza,
while taking in a spectacular view
of our golf course.

1665 Hwy. 86 • West Lake Okoboji • www.okobojiview.net



Beautiful landscaping can add instant curb appeal to a property. But beauty isn't the only thing that makes idyllic landscaping attractive to homeowners. Some landscaping features, such as shade trees, save homeowners money while adding aesthetic appeal.

The U.S. Department of Energy notes that shading is the most cost-effective way to reduce solar heat gain in a home. Shading also cuts air conditioning costs, which tend to be expensive in areas with warm, humid climates. In fact, the DOE notes that well-planned landscapes can reduce unshaded homes' air conditioning costs by anywhere from 15 to 50 percent.

When planting shade trees, one of the first decisions homeowners will need to make is which type of tree, deciduous or evergreen, they want to plant. Deciduous trees are those that seasonally shed their leaves, while evergreens are trees that keep their leaves throughout the year. Deciduous trees can help keep homes cool in the summer by blocking sun, and those same trees can be beneficial in winter after they shed their leaves by letting the sun in and keeping homes warm. But evergreens also can be beneficial in winter by blocking wind, potentially preventing cold air from making its way into a home through cracks in walls or around windows.

When planting shade trees, techniques vary depending on which type of tree homeowners ultimately choose to plant.

Planting deciduous trees

The DOE says that deciduous trees that are between six and eight feet tall when planted will begin shading the windows of a home within a year of being planted. Depending on the species

of the plant and the home, those same deciduous trees may begin shading the roof within five to 10 years of being planted. When planting deciduous trees, homeowners should keep these tips in mind.

- Plant trees to the south of the home. When planted to the south of the home, deciduous trees can screen between 70 and 90 percent of the summer sun while still allowing residents to feel summer breezes.

- Consider sun angles. Homeowners who want to shade their homes from low afternoon sun angles should plant trees with crowns that are lower to the ground on the west side of their homes.

- Cool air before it reaches your home. Shrubs and groundcover plants can be planted to cool air before it reaches a home.

Evergreen trees

Planting evergreens to block wind is known as "windbreaking," which lowers the wind chill near a home. Wind also can be used to cool a home in summer. But these benefits can only be realized when evergreens are strategically planted.

- Location, location, location: The DOE advises planting evergreen trees to the north and northwest of the home to stop wind. In addition, to get the most bang for your windbreaking buck, the distance between the home and windbreak should be two to five times the height of the mature tree.

- Plant trees on either side of the house. Planting trees on either side of the house will direct cooling winds toward the home in the summer. Shade trees can help homeowners reduce their energy bills, making them valuable and attractive additions to any landscape.

©metrocreativeconnection

FIRST TIME HOME BUYER? LOOKING TO REFINANCE? WANTING TO MAKE HOME IMPROVEMENTS?



At Farmers Savings Bank you will be treated like family by our friendly and knowledgeable mortgage team. Tony & Corey, Mortgage Loan Officers & Annette and Sharla, Loan Administrators will make buying, remodeling, or refinancing your home simple, quick and worry free. From pre - approval to closing, you can trust our mortgage team will walk you through every step of the process. As an added bonus home loan customers can reserve The FSB Mortgage Trailer for their in town move.



FARMERS SAVINGS BANK
Growing Strong Relationships

Tony Peschong

NMLS# 488184

tpeschong@fsbfostoria.com

712-338-4800 | Milford



Corey Langner

NMLS# 416601

clangner@fsbfostoria.com

712-262-2708 | Fostoria

5 Outdoor Projects That Add Value

Exterior renovations can enhance the appearance of a property and make it more enjoyable for homeowners. Certain renovations have the potential to add value to a home, while others may do the opposite. Learning which one have the largest return on investment can help homeowners select features that will have the most positive impact.

Curb appeal goes a long way toward attracting potential buyers. According to the National Association of Realtors, first impressions of a property have a strong influence on buyers. Landscaping and external features can do much to influence such impressions.

- **Lawn care program:** Investing in a lawn care program that consists of fertilizer and weed control application and can be transferred over to a subsequent home owner is an attractive feature. NAR says such a care program can recover \$1,000 in value of the \$330 average cost, or a 303 percent ROI.

- **Low-maintenance lifestyle:** When choosing materials for projects, those that offer low-maintenance benefits can be preferential. These include low-maintenance patio materials, composite decking, vinyl fencing, and inorganic mulched beds.

- **Fire pit:** A fire pit can be used for much of the year. In the spring and summer, the firepit is a great place to congregate to roast marshmallows or sip wine and gaze into the fire. In the fall, the fire pit can make for a cozy retreat. A fire pit that has a gas burner



is low-maintenance, and the National Association of Landscape Professionals says that most can recoup about \$4,000 of their \$6,000 average price tag.

- **Softscaping:** Hardscaping refers to structures like outdoor kitchens or decks. Softscaping involves the living elements of the landscape. Hiring a landscape designer to install trees, shrubs, natural edging, and rock elements can do wonders toward improving the look and value of a home.

- **Pool or water feature:** In certain markets, particularly hot climates, a pool or another water feature is a must-have. However, in other areas where outdoor time is limited, a pool or water feature can actually lower the value of a home. Speaking with a real estate professional can give homeowners an idea of how a pool will fare in a given neighborhood. Outdoor improvements can improve the marketability of a home, as well as enhance its appearance and function. *@metrocreativeconnection*

Exterior Renovations That Can Improve Home Value

Renovating a home to improve its value can be a smart investment. Interior improvements, such as updating kitchens and baths, offer good return on investment, but there are plenty of exterior renovations that can add value to a home and give it that coveted “wow” factor.

Landscaping

Abundant and well-planned landscaping can instantly boost curb appeal. According to the landscaping company Lawn Starter, 71 percent of prospective home buyers say a home’s curb appeal is an important factor in their buying decisions. As buyers use the internet to look for their dream homes, there’s no denying a beautifully landscaped, nicely photographed property can entice buyers to click and read more about a house.

- **Address insects and minor repairs** - Improving home value may come down to fixing areas of the home that can negatively affect its appeal to buyers. Hire an inspector to look at key components of the house and recommend what needs to be fixed. This way it is discovered before home buyers come in and do their own inspections. Termite infestations, deteriorating roofs and hidden water leaks are some things that might need fixing.

- **Improve the entryway** - The front door is the focal point of a home’s exterior. Invest in a new door or paint it a striking color to add appeal. Remodeling magazine’s “Cost vs. Value Report 2019” indicates changing an entry door to a steel replacement can offer 74.9 percent ROI. Such a door provides visual appeal and added security — things buyers look for. In addition to the front door, make sure that the entryway has a level walkway, steps that are in good repair, accents that are free from rust or tarnish, and decorative plants.

- **Outdoor lighting** - Outdoor lighting can add to the ambiance of a property and serve as a security feature. Utilize different lights, such as a bright light by the entry, uplighting in trees and shrubs for drama, a light-lined path to the door to improve visibility, and motion-detection lights to improve the security of the property.

- **Repaint (or reside) the exterior** - A fresh coat of paint or new (or cleaned) siding can instantly give homes a facelift. Neutral, warm and inviting colors tend to have the widest appeal. Adding manufactured stone veneer to the home can offer a 94.9 percent ROI, says Remodeling. And after doing the front door and siding, investing in a garage door replacement offers the highest ROI of all exterior projects listed on the “Cost vs. Value Report 2019.” This improvement returns 97.5 percent when selling.

Knowing which improvements add value to a home can help homeowners tailor their efforts to those that are most financially beneficial. *@metrocreativeconnection*



SPRING into a new home.

THE RIGHT HOME IS THE STARTING
PLACE OF LOVE, HOPES AND DREAMS
RESULTS THAT MOVE YOU....

Already Closed over 32 Properties in 2021

ALWAYS HERE FOR YOUR REAL ESTATE NEEDS!



DOWDEN-HINN
GROUP
kw OKOBOJI
KELLERWILLIAMS.


ROB HINN: 712-330-1910
ANGELA BOUSQUET-HINN: 712-348-3515
ANGIE HINN SCHAUB: 712-330-4484
KEITH DIEKEVERS: 712-320-5020
RHONDA WEDEKING: 712-320-5420
KATHY DETERMAN: 712-260-2478
JIMMY MAC LENZ: 712-240-0695

WE'RE YOUR *One-Stop Shop* FOR ALL YOUR SPRING NEEDS!



WINDOWS • DOORS
Andersen 

Don't forget about our building center!



 **bomgaars**
What You Need... When You Need It

712.336.2287
HWY 71 SOUTH, SPIRIT LAKE, IA 51360
MON-SAT: 7AM-8PM; SUN. 9AM-6PM



REFRESH YOUR INTERIORS FOR SPRING!

Twetten's
INTERIOR DESIGN

custom | elegant | timeless

Repair Bare Spots in the Lawn

Caring for a lawn to keep it lush and green can require equal measures of patience and hard work. Various invaders can attack grass or contribute to its demise. One problem many homeowners face is bare spots. Bare spots can occur for various reasons. Heavy foot traffic, grubs or other pests, fungi, pet urine, or too much or too little water can contribute to bare spots. The how-to resource The Spruce says that correcting the source of bare spots can prevent new issues, particularly if grubs or other pests are damaging the grass. Then homeowners can address existing bare areas.

It is unlikely that bare spots will just fill back in on their own. Reseeding spots or using sod to fill in bare areas can help lawns look lush.

- Begin by raking and removing any dead grass and other debris from the lawn. Check to make sure that grubs or insects are not attacking the lawn. If they are, use targeted treatment options for those pests.
- Break up and aerate any soil that is compacted in the bare spot.
- Amend the soil in the bare area with loamy soil or compost to improve on the nutritional makeup and texture so that it is amenable to grass-growing. If you notice that the entire lawn is looking a little sparse, top-dressing the rest of the lawn at this point also can help improve its vitality.
- Sprinkle seeds in the bare spot (disperse seeds over the rest of the lawn if you want to over-seed and improve the thickness of the lawn). If you prefer sod, cut a portion of the sod to fit the bare area and place on the amended soil.
- The Scotts company says to lightly water newly seeded or

sodded areas daily for at least two weeks to keep the top inch of soil consistently moist but not soggy. Gradually water more as the seedlings develop and the grass begins to fill in. Deep water at least once or twice a week after the new grass reaches mowing height.

- The grass should grow slightly longer than the rest of the lawn, and wait until the color of the patched area begins to blend in with the rest of the lawn before mowing. This could take a few weeks, and the area should be avoided until then. Eventually, and with treatment, bare spots can be remedied and become indistinguishable from other areas of the lawn.

@metrocreativeconnection



DISCOVER Spirit Lake

WEDNESDAY
MAY 5

Sip'n
STROLL
SPIRIT LAKE
5:00-7:30 PM

Tickets go on Sale in April

FRIDAY
JUN 11

BRIEFCASE OPEN

8th Annual Spirit Lake Chamber Golf Outing
Okoboji View Golf Course
Registration & Lunch 11:00-12:15 • 12:30 Shotgun Start

SATURDAY
JUN 26

Cruise In

Downtown Spirit Lake

CHEVROLET OKOJOJI BUICK HONDA TOYOTA

SATURDAY
JUL 10

BRASL
2021
25 & 50 MILE
7:30 Departure
15 MILE
9:00 Departure
TRAILS FESTIVAL
SPIRIT LAKE, IOWA

WEDNESDAY
AUG 11

HOMETOWN HEROES
SPIRIT LAKE SCHOOL | 5 - 7 PM

SATURDAY
OCT 30

Halloween Walk
Downtown Spirit Lake
2:00-4:00 PM

SATURDAY
NOV 27

Holiday Window Lighting
4:45-5:45 PM

SPRIT LAKE CHAMBER OF COMMERCE

SATURDAY
DEC 11

Santa's Village
Downtown Spirit Lake

1710 Lincoln Avenue | P.O. Box 155
Spirit Lake, IA 51360
712.336.4978 | spiritlakecc.com

STRENGTHENING Business, ENHANCING Community.
Keep up-to-date on events by following us on

7 Things to Consider When Buying a Shed

Backyard sheds can be useful assets. Sheds can create storage space in the garage, basement or other areas of the house that have become gathering spots for gear typically used outdoors. Sheds are ideal for housing mowers, tools and even pool-care equipment. But they can be put to other uses as well, such as being key spots to engage in hobbies or even as a child's clubhouse.

Various factors should be considered before building or buying a shed. A storage shed can be a significant investment. Once placed, sheds may remain in their dedicated spots for years to come. That means careful thought should go into the planning process.

1. Check your local building codes first. Before you accumulate building materials or order a shed, be sure to know the ins and outs of shed codes. The codes may impact the shed's placement, construction, the materials used, size, and numerous other factors. It's much easier to amend plans beforehand than to face the hassle and expense after learning you did things incorrectly.

2. Choose placement wisely. Spend several days assessing the yard and thinking about the uses for the shed. If you plan to store pool floats and chemicals inside of the shed, it should be located close enough to the pool to be convenient. Look at the lay of the land. If there is a soggy patch of land that can turn swampy under the shed's foundation, that is a poor location choice. If you need access to electricity, placing it far away from the house could necessitate running expensive wiring.

3. Consider the design. Just because a shed is for storage doesn't mean aesthetics should be overlooked. Choose a shed style that comple-



ments your home. You may also want to match certain architectural features, like arched doorways or dormers. Design also may relate to practicality. For instance, storing a riding mower inside may necessitate dual doors that open widely.

4. Invest in quality materials. Spending a little more and using quality materials can ensure it lasts long enough to be cost-effective. The right materials will be resistant to splitting, cracking, decay, and insect damage.

5. Prepare the site well. A proper foundation for the shed is almost as important as the shed itself. You cannot just drop the shed on the lawn and leave it, as the shed can sink or structural issues may arise if it is placed on a weak base.

6. Blend into the environment. Surround the shed with shrubs or plants so that it blends into the yard and complements the space.

7. Deck out the interior. Use every storage tool at your disposal to maximize floor, wall and even rafter space for storage. Plan where items will be kept and customize the storage options around those locations.

Sheds can be an asset and improve storage capability in the backyard.

©metrocreativeconnection



CENTRAL STAY-CATION

Your Spring-Time Getaway

For Groups of 15-30 People!



Year-round large group accommodations for the Iowa Great Lakes Region; near restaurants, bars, area attractions, and the lakes.



RE/MAX
LAKES REALTY

SELLBOJI.com

MLS

Daily Party Room Rentals Available!

Check out the virtual tour online & book today!

Located at: 249 Hwy 71 Arnolds Park, IA 51331 | 712.336.4967

A Touch of SPRING!



HOMEology

: decor & boutique :



Like us on Facebook! 

Monday-Saturday 10-5
- Open 7 days a week after May 1 -
Located directly across from
Arnolds Park Amusement Park
248 Hwy. 7, Arnolds Park
712-332-8015



INHOME FITNESS SOLUTIONS

Keeping You Strong...
Keeping You Home

Tyson Dukes,
Senior Fitness Specialist
712-330-2670



InHome Fitness Solutions
expertise is working with older
adults who have a
variety of ailments.

Our primary goal is to help you
stay in your home for as
long as possible.

Our Fitness Specialists use
a therapeutic strengthening
approach to gain solid footing for
your everyday activities.



www.InHomeFitSolutions.com

Check us out on Facebook  InHome Fitness Solutions

Horoscope

ARIES – Mar 21/Apr 20

Now may be a great time to reevaluate your finances, Aries. Investments could be the right path for now, but you may want to seek some professional advice.

TAURUS – Apr 21/May 21

A message from a business partner could bring welcome news, Taurus. This might be the break you are waiting for at this juncture in your life. Career changes could be in store.

GEMINI – May 22/Jun 21

Gemini, expect to engage in a very interesting conversation this week. This person has not crossed your path in a while, and the reconnection sparks new goals.

CANCER – Jun 22/Jul 22

Cancer, frustrations could arise that make you want to vent some anger. Channel your energy into something productive, such as a kickboxing class.

LEO – Jul 23/Aug 23

Obstacles at work or home interfere with your ability to work efficiently, Leo. Even though tasks may take you a little longer, don't throw in the towel just yet.

VIRGO – Aug 24/Sept 22

Virgo, do your best to lighten the atmosphere around the house this week. Encourage others to kick up their heels and keep the focus on fun and fun alone.

LIBRA – Sept 23/Oct 23

Avoid any drama or chaos that may surround you this week, Libra. Others may seem on edge, but you can remain calm. Quarantine yourself at home and the storm will blow over.

SCORPIO – Oct 24/Nov 22

Scorpio, even though a few setbacks come your way, your financial situation still looks very promising this week. Figure out how to capitalize on this favorable position.

SAGITTARIUS – Nov 23/Dec 21

You are usually laid back and calm, Sagittarius. However, when something goes against your beliefs this week you are ready to stand up for morals or concerns.

CAPRICORN – Dec 22/Jan 20

This may not be a good week to travel, Capricorn. Look over your itinerary again and try to reconfigure them so you can travel later on instead.

AQUARIUS – Jan 21/Feb 18

Aquarius, trust your gut instinct about big financial moves regardless of any advice you're getting from others. You'll likely see that now isn't the time for spending.

PISCES – Feb 19/Mar 20

A bumpy start to the week that has you questioning several choices will smooth out, Pisces. The weekend will be very productive.

Famous Birthdays

APRIL 4 - Robert Downey, Jr., Actor (56)

APRIL 5 - Lily James, Actress (32)

APRIL 6 - Zach Braff, Actor (46)

APRIL 7 - Franck Ribery, Athlete (38)

APRIL 8 - Skai Jackson, Actress (19)

APRIL 9 - Elle Fanning, Actress (23)

APRIL 10 - Maren Morris, Singer (31)

YOUR KITCHEN MIGHT NOT BE THE ONLY REMODEL YOU NEED THIS YEAR.

A yearly financial checkup can help uncover hidden problems, inspire you to set new goals, provide information you need to improve, and help make sure you're on track for retirement. At Prairie Plans we specialize in thoughtful and objective investment guidance aimed at keeping your finances and goals updated.

Call today for more information or to schedule a consultation.



509 Grand Ave | Spencer, IA
712-262-2600

1718 Hill Street. | Spirit Lake, IA
712-336-5399

833-275-1682

Securities and advisory services offered through LPL Financial, a Registered Investment Advisor, Member FINRA/SIPC.



PEST PROS

NW Iowa Bat Removal

*Free Estimates
& 5 Year Warranty*

712-441-2197
Arnolds Park



Address Insects *Before* Entertaining Season

Barbecues in the backyard or cocktails on the patio provide some fun ways to enjoy the great outdoors from the comforts of home. While friends and family flock to such entertaining opportunities, some unwanted guests may want to crash the festivities.

It's impossible to ensure a completely bug-free outdoor environment, but there are steps homeowners can take to reduce the amount of pests who want to join the party.

Western Exterminator Supply suggests first identifying which kind of insect infiltrations are most common where you live. House flies, fruit flies, mosquitoes, wasps, and bees tend to be abundant in spring and summer. Ants, termites and other bugs also can be prevalent. These insects, however pesky they may seem, often can be kept away without the use of pesticides and other chemicals.

- Lure away pests. Many insects will be happy to snack on a treat and leave you alone. Put out a dish of sugar water or slices of fruit for insects that feed on sweets and nectar, or a slice of sandwich meat for wasps and yellow jackets. Place these items a fair distance from your gathering.

- Install fans. A patio ceiling fan can blow away mosquitoes and flies relatively easily. And you and your guests will likely enjoy a nice breeze on sultry days.

- Use mulch wisely. Mulch will add to curb appeal, but having it too close to the house, according to the National Pest Management Association, can present an ideal environment for roaches and ants to nest and find their way into a home. As mulch decomposes, it gener-

ates heat and a cozy spot for pests, including mice. Keep mulch 12 inches away from the home's foundation and entertaining spaces, or use inorganic mulch.

- Keep patios clean. Sweep up and clean away any spilled foods and beverages promptly. Even a tiny nugget of food can attract ants and other insects.

- Use natural pest deterrents. Citronella oils can drive away some insects, as can garlic and rosemary. Lavender, eucalyptus, marigolds, and other pungent aromas will naturally keep mosquitoes and other flying insects at bay. Some people also have luck with mint-flavored mouthwash misted on patios and furniture.

- Address standing water. Mosquitoes and some other insects lay their eggs in standing water. Routinely drain areas where water collects, including gutters and downspouts.

- Use light colors. According to HouseLogic, studies show that bugs see dark and bright colors more easily than light colors. Choose lighter shades of paint for outdoor areas and it may make these spaces less attractive to some bugs.

- Leave those spider webs. Many people yell "eek" at the sight of spiders and spider webs. But those arachnids and their sticky webs can do a fine job of capturing many unwanted insects. Resist the temptation to tear down webs and shoo spiders away.

Addressing insects means employing various natural strategies to make outdoor entertaining more pleasant.

@metrocreativeconnection




PEARSON
LAKES ART CENTER



Find that special something for your home.

SHOP OUR *Little Red* GIFT GALLERY
& WIKERT WALKWAY GALLERY



WINTER HOURS:
Tuesday - Saturday | 10 am - 4 pm
Thursday | 10 am - 9 pm

2201 Hwy 71 N PO Box 255
Okoboji, IA 51355
712.332.7013 lakesart.org

Did you know?

Many lawns contain a mixture of the roughly one dozen types of different grasses. According to the lawn care experts at Scotts®, knowing which type of grass they have in their yard can help homeowners more effectively manage and care for their lawns. But with so many lawns containing a mixture of grasses, how can homeowners know exactly what's making up that green carpet in their yards? Scotts® notes that lawns typically fall into one of two categories: warm-season grasses and cool-season grasses. Warm-season grasses are those that thrive in regions where the climate tends to be especially warm, such as the southern United States. Cool-season grasses are those that are at their best in climates that experience extreme temperature fluctuations. For example, cool-season grasses are most likely to be found in the northern United States, as much of this area of the country experiences cold winters and warm, and in some places very hot, summers. Homeowners who are uncertain about which type of grass they have can consult a lawn care professional for advice. Homeowners who learn which type of grass is in their yard can use that information to determine how frequently they should mow and water their lawns and which type of fertilizer is best-suited to their lawns. *@metrocreativeconnection*

Stop in and see our great selection!







Okoboji MOTORSPORTS

GENUINE SCOOTER COMPANY

Indian MOTORCYCLE

Bulldog Boy MOWERS

Financing Available!

Okoboji Motorsports - Polaris - Indian Motorcycles
4105 Hwy 71 South • Spirit Lake • 712-336-6871
Email: IndianSales@okobojiindian.com • Website: okobojiindian.com

We're ranked #1 in Customer Satisfaction for the third year in a row.

Tied in 2020. For J.D. Power 2020 award information, visit jdpower.com/awards



AMERICA'S TOP 120
190 Channels
\$64.⁹⁹/mo.

2-Year TV Price
Guarantee



Smart HD DVR
Included

All offers require credit qualification, 2-year commitment with early termination fee, and eAutoPay. Prices include Hopper Duo for qualifying customers. Hopper, Hopper w/Sling, or Hopper 3 \$5/mo. more. Upfront fees may apply based on credit qualification. Fees apply for additional TVs: Hopper \$15/mo., Joey \$5/mo., Super Joey \$10/mo. Voice remote requires internet-connected Hopper, Joey, or Wally device.

Ask about our high-speed internet options!


Lakes Cellular and Satellite
(712) 339-2002
1710 Lincoln Ave Suite E Spirit Lake, IA
www.okobojiwireless.com

dish
Authorized Retailer

Offer for new and qualifying former customers only. Important Terms and Conditions: **Qualification:** Advertised price requires credit qualification and 24-month commitment. Upfront activation and/or receiver upgrade fees may apply based on credit qualification. **Offer ends 7/14/21. 2-year commitment:** Early termination fee of \$20/mo. remaining applies if you cancel early. **Included in 2-year price guarantee at \$64.99 advertised price:** America's Top 120 programming package, local channels, HD service fees, and Hopper Duo Smart DVR for 1 TV. **Included in 2-year price guarantee for additional cost:** Programming package upgrades (\$79.99 for AT120+, \$89.99 for AT200, \$99.99 for AT250), monthly fees for upgraded or additional receivers (\$5-\$7 per additional TV, receivers with additional functionality may be \$10-\$15). **Regional Sports:** RSN surcharge up to \$3/mo. applies to AT120+ and higher packages and varies based on location. **NOT included in 2-year price guarantee or advertised price (and subject to change):** Taxes & surcharges, add-on programming (including premium channels), DISH Protect, and transactional fees. **Remote:** The DISH Voice Remote with Google Assistant requires internet-connected Hopper, Joey, or Wally device. Customer must press Voice Remote button to activate feature. Google Assistant Smart Home features require Google account and compatible devices. Google is a trademark of Google LLC. **Other:** All packages, programming, features, and functionality and all prices and fees not included in price guarantee are subject to change without notice. After 6 mos., if selected, you will be billed \$9.99/mo. for DISH Protect Silver unless you call to cancel. After 2 years, then-current everyday prices for all services apply. For business customers, additional monthly fees may apply. Free standard professional installation only. Some features, including mobile alerts, remote control, video streaming, video recording, remote control and custom schedules, require the Nest app, working internet and Wi-Fi, and Nest Connect or Nest Guard. Google and Google Nest Hello are registered trademarks of Google LLC.

BDRIVE_26551

How to Prevent Crabgrass



Few things can give a home exterior that sought after wow factor as well as a nicely maintained lawn. A lush green landscape is a great way to show pride in home ownership and improve curb appeal.

As many homeowners know, lawns are under constant attack. The elements are rarely easy on lawns, and watchful eyes must always be kept open for other problems that can plague a lawn, including crabgrass.

Crabgrass can be a formidable adversary in the summer months. According to the Penn State College of Agricultural Sciences, crabgrass begins as seeds. These seeds germinate in spring or early summer. While crabgrass dies after the first hard frost in fall, crabgrass seeds remain dormant in winter, and the seeds then grow again in the following spring when ground temperature warms up. Without action to prevent crabgrass seeds from germinating, homeowners will likely end up with patches of crabgrass throughout their lawns every summer.

The home improvement retailer Lowes® notes

that a healthy lawn is the best defense against crabgrass. The healthier a lawn is, the harder it is for unwanted grasses like crabgrass to thrive. The following are a handful of strategies that can promote a healthy lawn and make it more difficult for unsightly crabgrass to establish itself in the months ahead.

- **Keep grass at a consistent length, and don't cut too low.** Maintaining a consistent length of grass by mowing at regular intervals can make it hard for crabgrass to thrive. Crabgrass requires ample sunlight to germinate, so grass that is not cut too short may keep crabgrass from growing in. Of course, grass should not be allowed to grow knee-length, either. By raising blades to the mowing height appropriate for their type of grass, and mowing at regular intervals so the grass remains at that height through the summer, homeowners can promote healthy lawns and make it harder for crabgrass to germinate.

- **Never cut too much of the blade off of the grass.** When mowing, don't cut too much of the blade off the grass with each cut, even if the grass seems especially long. As noted, cutting too low allows sunlight to reach crabgrass seeds. But cutting too much off the blade, even if the grass is still high after a mow, can injure the grass. Injured grass can make lawns more vulnerable to weeds and crabgrass.

- **Apply a pre-emergence herbicide.** Pre-emergence herbicides kill germinating grass seedlings before they emerge from the soil. Follow the manufacturer's instructions regarding when and how much herbicide to apply. If crabgrass has already started to grow, it's likely too late to apply a pre-emergence herbicide. Crabgrass is an unwelcome invader in many lawns. Spring can be a great time to prevent this unwanted guest from returning this summer.

@metrocreativeconnection

TRUGREEN®

Live life outside.

**1408 P Avenue
Milford, IA 51351**

712-338-2423 • 800-TRU-GREEN

Like us on Facebook: TruGreen Milford, IA
Visit our website: www.trugreenmilford.com

We offer a full line of services for your lawn & landscape, including...

- **Fertilization & weed control for a green and weed-free lawn**
- **Aeration and seeding**
- **Insect and disease control for your trees & shrubs**
- **Fertilization for your trees & shrubs**

Call or email for FREE estimates
712-338-2423 • greenman3@milfordcable.net

\$29⁹⁵ FIRST SPRING TREATMENT*

A greener lawn awaits. Call TRUGREEN today and get your first spring treatment for just \$29.95.

*Special price is for first spring treatment only for new residential customers only. The discount applies to lawns up to 5,000 sq. ft. For lawns with more than 5,000 sq. ft., please call for estimate. Valid at participating TRUGREEN locations. Not to be combined with or used in conjunction with any other offer or discount including prepayment discount. Availability of services may vary by geography. Offer valid with full service programs.

CALL: 712-338-2423

TRUGREEN
OFFER EXPIRES 4/30/21



Emerald Ash Borer keeps getting closer.

Call for a FREE estimate to protect your ash trees
712-338-2423

EXPECT THE BEST...



Blue Water prairie
landscape design

SEE THE DIFFERENCE!

401 South Terrace Park Blvd. | West Okoboji, IA

712.209.2565 | bwlandscape.com | See us on





Kirk Stauss
712-320-0123

Nick Stauss
712-320-1230

Nick Bjornstad
712-339-0580

FLOWERS ARE BLOOMING
and so is the Lakes Area's Real Estate Market!



Stauss Realty
The Gold Standard
1003 Highway 71 S. | Okoboji, IA 51355

To view all area homes currently listed go to:
www.OkobojiHomes.com

Like us on Facebook; Follow us on Instagram; & Subscribe to us on YouTube for all the new listings and area information.





Mark Leiss
712-330-2045

Jen Schaben
319-325-5075

Meghan Sloma
712-332-2470

The Salon

by Wanda

712-260-8028
911 Okoboji Avenue
Milford, IA

follow us
ON SOCIAL MEDIA



Lakes News Shopper



thelakesnewsshopper



@LakesNewsShopp

8 Garden Tools for Beginners



1. Gloves: Your hands will be working hard, so it pays to protect them from calluses, blisters, splinters, insects, and dirt. Look for water-resistant gloves that are also breathable.

2. Hand pruners: Hand pruners are essential for cutting branches, cleaning up shrubs, dead-heading flowers, and various other tasks. Choose ergonomic, no-slip handles that will make work easier. Rust-resistant, nonstick blades also are handy.

3. Wheelbarrow: A wheelbarrow can transport gear to garden beds or tote dirt, leaves, rocks, and other materials around the landscape. A good wheelbarrow is strong but light enough to maneuver when full.

4. Loppers: Long-handled loppers will fit the bill for thick branches. The long handles provide leverage to cut through branches an inch or more in diameter.

5. Hand trowel: A hand trowel is a handy tool that lets you dig holes or unearth weeds. While shopping for a trowel, consider getting a hand-held garden fork, which can aerate

soil and cut through roots.

6. Hose/watering can: Keeping gardens hydrated is part of ensuring their health. That makes a hose and a watering can two invaluable tools to have around. Invest in a lightweight, expandable hose if storage space is at a premium. An adjustable nozzle will enable you to customize the water flow as needed. A watering can is an easy way to tote water to hard-to-reach pots and containers.

7. Garden kneeler: Gardeners often bend and kneel while working in the soil. That puts pressure on the back and knees. A comfortable garden kneeler with memory foam or one made from shock-absorbing material can reduce aches and pains.

8. Garden hoe: Garden hoes till soil, remove weeds and perform many other tasks. A garden hoe can be used along with a full-sized shovel, trowel and garden rake.

This list is just the tip of the garden tool iceberg. Visit a garden center and speak with a professional about other tools that can be added to the mix.

@metrocreativeconnection

The right tool for the job is essential to working safely and efficiently. This is as true in the workplace as it is in the garden. Novice gardeners may not know where to begin in regards to which tools they need. The following are eight items that can serve as a solid foundation for beginning gardeners.

Home Security Tips For Seniors

Seniors are often targeted by criminals. Though many criminals target seniors from afar via telephone or internet scams, criminals seek to enter seniors' homes. The Bureau of Justice Statistics offers that, between 2003 and 2013, the ratio of property crime to violent crime was higher for the elderly and persons between the ages of 50 and 64 than it was for younger persons between the ages of 25 and 49. Home security is important for people of all ages, but especially so for seniors and aging individuals living alone. By following certain safety tips and developing a home security plan, seniors can feel safer at home.

- Lock windows and doors. It may seem like common sense, but failure to repeatedly lock windows and doors can, and often does, give burglars easy entry into the home.
- Think about a smart doorbell. Technology now enables doorbells to provide a video feed to a person's smartphone or tablet over WiFi. This allows residents to see who is at the door and speak to this person without having to open the door. Some products like Ring® will even register motion activity and record short videos from outside of the house.
- Don't share or leave keys. Avoid leaving keys under a mat or in a flower pot. Others may be watching your actions and gain access to your home while you are away.
- Ask for ID. When service people or other individuals come to the door, verify their credentials by asking to see some identification.
- Get a home security system.

The best protection against burglars is a home security alarm, states HomeSecurityResource.org. Such an alarm often deters burglars from breaking in.

- Install a lockable mailbox. Locked mailboxes restrict access to sensitive information, such as bank account numbers, sent in the mail. Make sure retirement checks or other payments are deposited directly into bank accounts instead of having them sent by check.
- Use home automation. Home automation, or a "smart home," can be utilized to turn on lights, set the thermostat, lock doors, and much more.
- Adopt a dog. Dogs can be an asset to seniors. Dogs provide companionship and can bark or alert seniors if someone is around or inside of the home.

Home security is serious business for seniors who are vulnerable to criminals.

@metrocreativeconnection



Top 5 Hottest Home Building Trends



These days, home trends are about more than good design and aesthetics — they're about creating spaces that reflect our values and are more comfortable and enjoyable to live in. From net-zero and net-positive construction to tiny minimalist homes, trends are all about your family's lifestyle.

Whether you're shopping for a new home, renovating your own or creating a new build from scratch, here are some of the biggest trends you need to know for inspiration.

Sustainable design: This one has been popular for a long time, but green design has evolved to be about much more than energy-efficient appliances and LED light bulbs. Now, it's all about making sure everything in your home reduces your carbon footprint and minimizes any impact on the environment.

To try the trend yourself, think big and get creative — install solar panels on your roof, choose building materials that don't require deforestation and upcycle old furniture for decorative elements instead of buying new.

Disaster resiliency: Climate change affects us in so many negative ways, and one of the top concerns is the increase in natural disasters. From wildfires that last for months to major floods that affect entire cities, we now need to prepare for the worst when building our homes.

Switching to disaster-resilient materials is an important first step. Many builders now prefer to use stronger, more energy-efficient materials like insulated concrete forms (ICFs) instead of more traditional materials like wood. For example, Nudura ICFs can withstand winds of up to 250 miles per hour (equivalent to an F4 tornado) and offer a fire protection rating of up to four hours.

Outdoor living: Many of us are now choosing to forgo getting a cottage or summer

home and recreate the experience in our own backyards. This trend helps you make the most of your existing space and take full advantage of your yard or patio during the summer months.

You can design a full living space outside, complete with an outdoor television and comfy couches, as well as a kitchen and refrigerator for entertaining. Consider adding a fireplace or firepit to keep warm during cool summer nights and enjoy the outdoors through spring, fall and even winter if you're brave.

Home automation: This is another long-standing trend that shows no signs of slowing down. It has also evolved to encompass more of the home to make life even more comfortable and convenient. From an oven that can be turned on remotely to preheat, to skylights that can open and close automatically to create the perfect ambient temperature, there are more ways than ever to integrate smart home technology into your living space. You can start small with voice assistant and smart light bulbs and work your way up to a total smart home system that includes home security, temperature controls and all your electronic devices.

Customization: You don't have to settle for what mass manufacturers decide to build, or what works for everyone else. Creating a home that's as unique as you are is the latest trend, with custom-built storage and personalized architectural features to make your space stand out.

You can even go as far as building a custom home that's suited to your family. Older home demolitions and purchasing land-only properties is becoming more common, allowing you to work with an architect to create exactly what you want with a new build.

Find more information about the benefits of building a home with ICFs at nudura.com. . @metrocreativeconnection

**Enjoy Your Spring/Summer Outdoors
with Landscape/Patio Lighting from
Northwest Iowa Sprinkler!**



**Call us for all your
IRRIGATION NEEDS**

Design • Install • Sales • Repair • Hydroseeding

FIREWOOD We have cured oak firewood by the bundle or pallet.
Perfect for your summer camp fires!

**We've Got The Equipment You Need To Finish That Outdoor
Do It Yourself Project That You've Been Putting Off!**

Heller Rental Services

LANDSCAPE & CONSTRUCTION EQUIPMENT RENTAL

"For any job, large or small, we have what you need, just give us a call!"



**Heartland
Security**
888.264.6380
heartlandss.com

**The Power to Protect
Your Favorite Chill Spot**

To do our part during these challenging times, we're offering **3 free months monitoring** with the purchase of a new security system. Protect your property from intruders, fire, and other threats for less than you'd think.



COMPETITIVE MORTGAGES MADE EASY

Our mortgage services are more than a competitive rate. We offer the ease and simplicity of hometown banking plus the unparalleled service you expect.

If you want a mortgage, we're ready to talk.



SPIRIT LAKE

CINDY MART



Vice President, Mortgage Loan Officer
NMLS ID #493726
cmart@centralbankonline.com
(712) 336-4100
1400 18th Street | Spirit Lake, IA

OKOBOJI

SHEILA ZOLLMAN



Mortgage Loan Officer
NMLS ID #1284740
szollman@centralbankonline.com
(712) 337-9001
1003 Highway 71 South | Okoboji, IA

Calculate monthly payments, compare lending scenarios and apply using your smartphone.

<https://mtgpro.co/hukan>



 Equal Housing Lender

Spring Is The Perfect Time for that Painting Project You've Been Putting Off!

Let **ACE** **HARDWARE**
Get You Started with a Great
Selection of Paint from



Benjamin Moore®
Paints



Fick's ACE

HARDWARE

3401 Bergquist Ave., Spirit Lake • 712-336-3373 One block off Hwy. 71, across from Ferguson's Landscape
Mon.-Fri. 7:30 a.m. - 7 p.m. • Sat. 7:30 a.m. - 6 p.m. • Sun. 10 a.m. - 4 p.m.

409 Central Ave., Estherville • 712-362-3745
Mon.-Fri. 7:30 a.m. - 7 p.m. • Sat. 7:30 a.m. - 6 p.m. • Sun. 10 a.m. - 4 p.m.