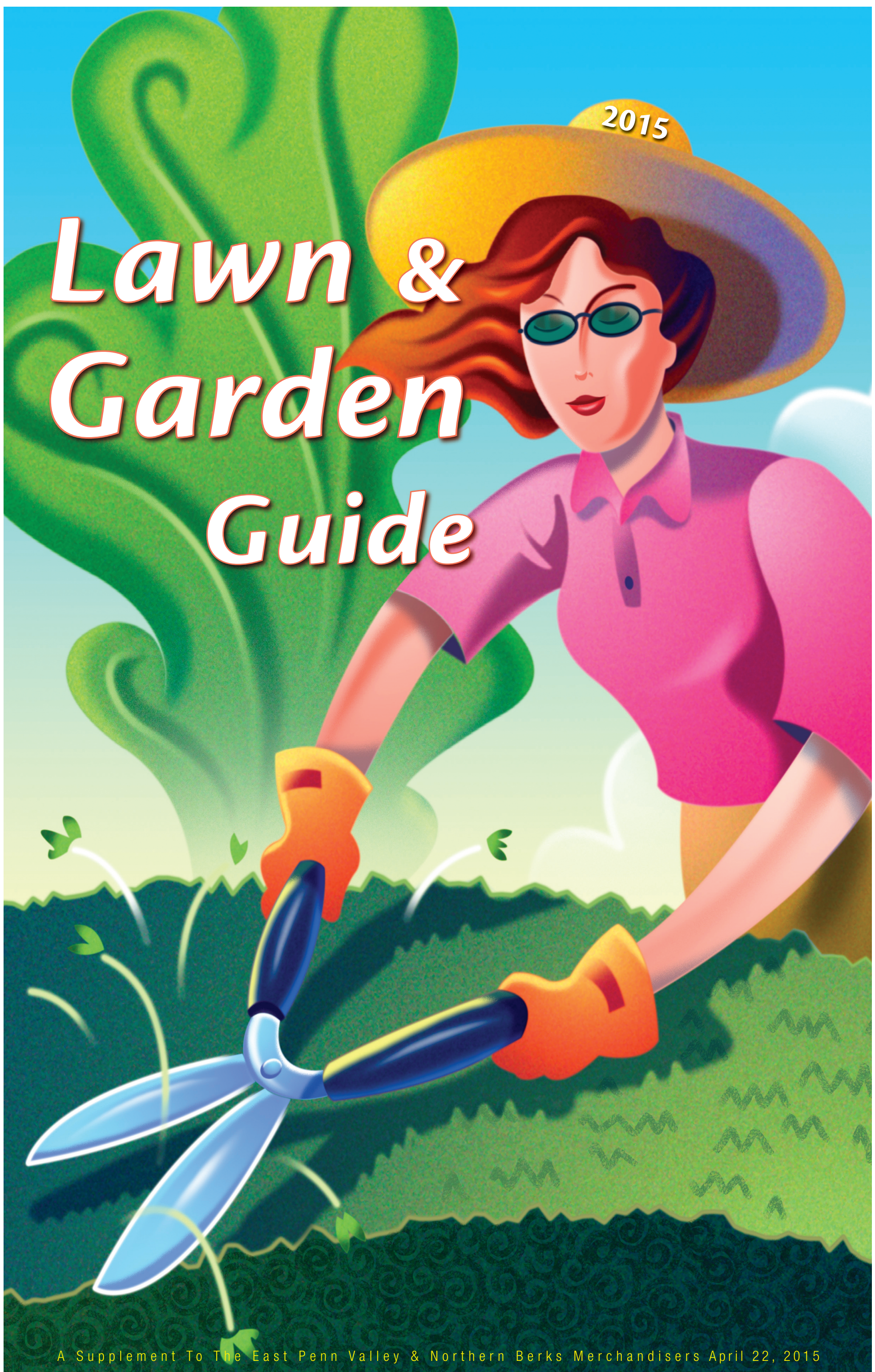


2015

Lawn & Garden Guide



Helping Neighbors For Over 50 Years
Since 1964
WEAVER'S
ACE HARDWARE
Right Products, Right Price, Great Service

Weaver's Ace Hardware Fleetwood
732 Fleetwood-Lyons Road
Fleetwood, Pa 19522
610.944.7681

Mon-Fri 7-8 • Sat 7-6 • Sun 9-5
www.weavershardware.com

Weaver's Ace Hardware Douglassville
905 West Postal Road
Douglassville, Pa 19518
610.385.4600

Mon-Fri 8-8 • Sat 8-6 • Sun 9-5
www.facebook.com/weavershardware

To better serve our customers and be as helpful as we can,
Fleetwood is now open at 9 am on Sunday - 2 hours earlier.

Big Spring Sale

(Sale Dates Fri., April 24 to Sun., April 26)

COMPLETE GRILL CENTER

We guarantee our prices won't be beat for all grills!



We are a full stocking distributor of Weber grills.

FREE
Assembly
FREE Local
Delivery
On Many
Items

★ **FREE** ★
BBQ Tool Set
Retail \$34.99
AND
Grilling
Basket Set
Retail \$29.99
With Any Grill Purchase!
While Supplies Last



PATIO

From Adirondack Chairs to
Settees to Full Dining Sets, we
have a huge selection of
patio furniture in stock.

STIHL

We are a full stocking and
servicing STIHL® distributor.

BIRD

We sell over 45,000 pounds of
bird seed each month.

**SCOTT'S®
MULCH
SPECIAL**

Your Choice
Red, Black,
or Brown

Scotts® Best Mulch
Nature Scapes® Advanced Color Enhanced, 2 Cu. Ft.

WAS \$4.99
NOW \$3.99
- \$1 INSTANT REBATE

You Pay **\$2.99/Bag**

**NEW
LOW PRICE!**

Offer Valid
Now Through
May 31

Here's More Great Spring Savings At Weaver's

See Our Big Spring Sale Flyer For A Full Listing Of Specials • These Offers Valid 4/24-4/26

BUY WEED & FEED GET LAWN FOOD FREE*

15.99 Value!

**Free Scotts 5M Turf Builder Lawn Food with the purchase of Scotts 5M Turf Builder Weed & Feed. Limit 1 deal per household. Valid 4/24-4/26 Only.

Scotts® Turf Builder® Weed & Feed 7234248 **SALE \$20.99**

Scotts® Turf Builder® Lawn Fertilizer 7314263 **SALE \$15.99**

Valid 4/24-4/26 Only

Ace Rewards Members

Save **\$10 Instantly**

On Valspar® Optimus™ and Aspire™ gallons.

Valid 4/24-4/26 Only

Miracle-Gro® Moisture Control Potting Mix 2 Cu Ft. **SALE \$11.99 - \$3 INSTANT REBATE**
You Pay **\$8.99**

Roundup® Pump 'N Go Weed & Grass Killer Spray 1.33 Gal. **SALE \$17.99 - \$8 INSTANT REBATE**
You Pay **\$9.99**

Valid 4/24-4/26 Only



**CERTIFIED SALES PEOPLE
on STAFF
to help with Your Projects...**

EP HENRY®
Values that Endure™

Fleetwood Building Block, Inc.



240 West Main St., Fleetwood, PA 19522 • Phone: 610-944-8385 • Fax: 610-944-0827 • Online: www.fleetwoodblock.com

Hours: Monday - Friday 7 AM to 5 PM; Saturday 8 AM to Noon

Pavers • Retaining Walls • Masonry Supplies • Patio Blocks • Pond Supplies





CHRISTMAN'S DRIVEWAY SEALING, INC.
Owner - Rich Christman
~Serving All of Berks and Schuylkill Counties ~
RESIDENTIAL AND COMMERCIAL LOTS
•Quality Work •Reasonable Prices
•FREE Estimates
~ Also Available ~
• Asphalt Repair
CALL AUBURN 570-754-7032
PA024665

Veggie Garden Tips For Beginners

Planting a vegetable garden can be a worthwhile endeavor for anyone who has an available patch of land. Gardens need not take up much space, and even apartment dwellers without yards can plant small gardens in containers they place on terraces or window boxes. Although establishing a garden is easy enough, beginners may make a few mistakes along the way. Those who already have paved the garden way before can offer novice gardeners some worthwhile tips. One of the first decisions novice gardeners must make is which crops to grow. This will help determine how much land you will need and which supplies or soil amendments will be necessary. According to The Old

Farmer's Almanac, a common error for beginners is planting too much and more than anyone could ever consume, so it's best to start small and be proud of that small garden. Plants such as peppers, squash and tomatoes produce throughout the season, so you may not need many plants to provide for your needs. Less prolific plants may require a greater investment to produce a similar yield. Locate your garden in an area that gets adequate sun. Many vegetables need between six and eight hours of sunlight per day. Without enough light, they will not bear as much and could be susceptible to insect infestation. Vegetables and fruit also need plenty of water because they're not very drought-toler-

ant, so keep gardens close to a water source. Another good tip is to locate the garden near the house or barbecue grill. This way you can easily harvest fresh produce and use it when cooking. Soil preparation is also key. Till the soil and remove debris like rocks, sticks and hard clumps of dirt. Work with organic material, such as manure or compost. Apply mulch after planting to help maintain moisture levels in the soil. Plant the tallest crops at the rear of your garden bed. Work forward with shorter crops. Try to leave a foot or more between planting rows. It's easy to get a garden started and enjoy fresh food for many months to come.

4-STEP WEED & FEED PROGRAM

PREBOOK YOUR 4-STEP PROGRAM BY 4/25 AND SAVE!

\$107⁹⁹ 15,000 sq. ft.
Our Price Their Price \$149.99


Pick Up As You Need It!

OLEY VALLEY FEED, INC.

Feed • Pet Food • Lawn & Garden Supplies
Exotic Feed • Farm Supplies • Ice Melt • Chlorine
**Your Headquarters for
Wild Bird Feed and Supplies**

143 Cleaver Road, Oley • 610-987-3568 • www.oleyvalleyfeed.com





Also In Stock:
**ORGANIC FERTILIZERS
& GRASS SEED**

Rent the tool you need

Bowers Sales & Rentals
has almost any tool you need for
home and yard improvement



Backhoes

Posthole diggers

Compaction tools

Brick & tile saws

Lawn equipment

Chippers

... and much more!



Bowers
SALES & RENTALS
www.bowersinfo.com
BOWERS, PA 610-682-2215

FREE ESTIMATES


BEAT THE SPRING RUSH!!

J/M FENCE & DECK CO.

2209 Shartlesville Road, Mohrsville, PA 19541
610.488.7382

www.jmfencecompany.com

Professional Installation Available.
Over 20 Years Experience.



Berks County's #1 Fence Source

20 Vinyl Styles To Choose From

12 Aluminum Styles To Choose From




Vinyl Fence



Aluminum Fence

Lifetime Warranty on Materials (Vinyl and Aluminum)



Materials By:

BLUE MOUNTAIN VINYL

Division of J/M Fence and Deck

All Vinyl and Aluminum Fence Fabricated On-Site

Eliminate The Middle Man



Chain Link Fence



Automated Gate Entrances



Split Rail

COUPON

5% OFF Residentially Installed Fence

Not valid on existing contracts.

Coupon must be presented at date of estimate. Valid for residential contracts only. GOOD AT J.M FENCE & DECK CO. Expires May 31, 2015

WP

COUPON

10% OFF Residential Fence Material Only - Labor Not Included

Available Products: - PVC Fence - Chain Link - Aluminum Fence - Split Rail

Coupon must be presented at date of estimate. Valid for residential contracts only. GOOD AT J.M FENCE & DECK CO. Expires May 31, 2015

WP

- Trimming
- Removal
- Lot Cleaning
- Stump Grinding
- Hauling



R. & R. TREE SERVICE

111 Bowers Road • Mertztown, PA 19539

Free Estimates
Phone 610-682-2856

ROBERT ROTH
Fully Insured

HUBER'S LAWN/LANDSCAPING

FULLY INSURED

FREE ESTIMATES

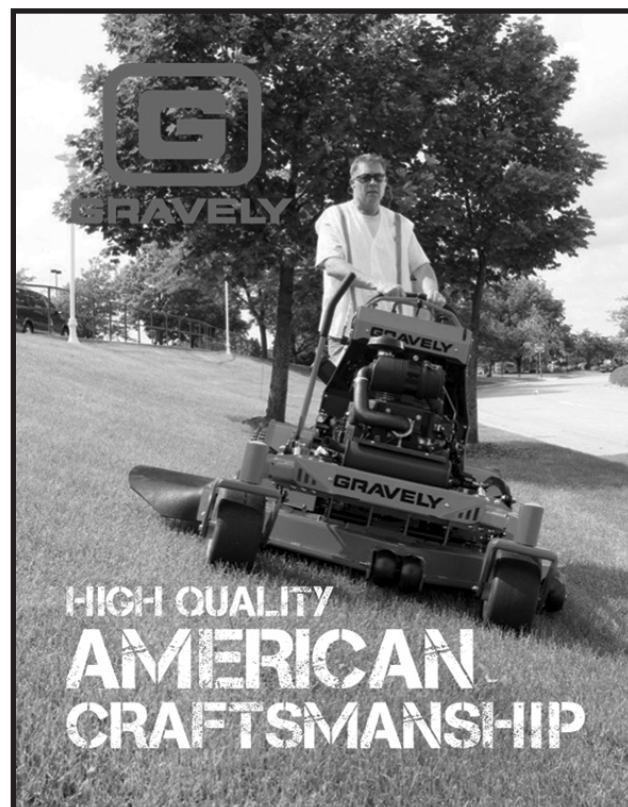
SNOW PLOWING

Mertztown, PA 19539

Office: 484-525-7630 • Mobile: 484-375-5873

huberslawnlandscaping@live.com

facebook.com/HubersLawnLandscaping



HIGH QUALITY
AMERICAN CRAFTSMANSHIP

Pro Stance
36", 48", 52" and 60" Decks

Kohler EFI and Kawasaki Engines

0% Financing

for 48 months with approved credit

Starting at **\$6,499⁰⁰**

R.H. LORISH MOWER SHOP, LLC

3102 Woodside Rd., Alburtis, PA 18011

(2 mi. above Huff's Church)

610-845-2164 rhlorish.com

Store Hours: Mon.-Thurs. 8 am-6 pm, Fri. 8 am-4 pm, Sat. 8 am-2 pm, Sun. Closed

How To Handle Weed Growth

Homeowners who take pride in their lawns and gardens know just how problematic weeds can be. Weeds can make otherwise well-manicured and thriving lawns and gardens appear unhealthy and ill-kempt. The following are a handful of ways homeowners can handle weed growth so all their hard work is not masked by unwelcome weeds.

- Pull weeds after watering. It might seem odd to water weeds, but watering weeds can actually make it easier to pull them out so they never return. When you pull weeds from soggy soil, you can more easily pull weeds' entire root system from the ground. That means you aren't just pulling the stems and leaves, but the entire weed from the ground.

- Lay mulch. Mulch can benefit a garden in many ways, not the least of which is helping to prevent the growth of weeds. Mulch prevents sunlight from reaching weed seeds, helping to prevent the growth of weeds before they even appear to cause you headaches. In addition, mulch helps soil retain moisture, which benefits plants as summer temperatures rise.

- Lay landscape fabric. Homeowners who want to do more than mulch can lay landscape fabric in their gardens as well. Landscape fabric will work in much the same way as mulch, blocking sunlight from reaching weed seeds and therefore preventing the weed seeds from germinating. When laying landscape fabric, simply cut holes in the fabric where the plants will be, lay the fabric down and then cover the fabric with mulch.
- Plant strategically. How you plant also can help defeat weeds before they ever appear. Speak with your landscaper or a local lawn and garden professional before planting, asking if it's possible to plant particular plants close together to prevent weed growth. Plants that are planted in close proximity to one another will block sunlight from reaching the soil, which will make it more difficult for weed seeds to germinate. Weeds are a formidable and unwelcome foe to homeowners who take pride in their lawns and gardens. But there are several ways to combat existing weed infestations and prevent their return in the future.

SPRING LAWN & GARDEN

Haulmark.com

TRAILER SALES

The Best Name Behind You For The Long Haul

SURE-TRAC

• Utility Trailers • Car Haulers



The One You Want Not In Stock? We Can Order It.

Need A Hitch? We Have Them.

Installation Available See Us For Your Best Deal!

NOW SELLING CARGO PRO and SNO-PRO ALUMINUM TRAILERS

GIVLER'S AUTO CLINIC & TRAILER SALES

www.givlertrailers.com

162 N. Centre Ave., P.O. Box 365, Leesport, PA 19533
Brad Givler, Proprietor - Shop: 610-926-8826 • Cell: 484-955-3487
Mon., Tues., Thurs. & Fri. 8:30 - 5:30; Wed. 8:30 - 8:00 **SAT. 9 AM - 3 PM TRAILER SALES ONLY**

e-Subscribe to the East Penn Valley or Northern Berks Merchandiser at: www.windsorpress.com

Try Our New Line of Organic Products

FOX FARM
SOIL & FERTILIZER COMPANY

We are dedicated to producing the finest quality garden products available.

Just a sample of FoxFarm Products

Scotts It's as easy as "1-2-3-4"!

Step 1 CRABGRASS PREVENTER PLUS FERTILIZER
Apply in early spring (February-April)

Step 2 WEED CONTROL PLUS FERTILIZER
Apply in early spring (April-June)

Step 3 INSECT CONTROL WITH FERTILIZER
Apply in summer (June-August)

Step 4 LAWN FERTILIZER
Apply in fall (August-November)

4-Step™ Annual Feeding Program
5,000 sq. ft. S09 39180, 23614, 33005, 23622 | 15,000 sq. ft. S09 3315, 3415, 33015, 2515

Scott's 2 cu. ft. bag Nature Scapes Advanced
Scott's Regular Turf Builder & Halts®

We Do *In Business for Over 60 Years*
HOME REPAIRS!

- Water Softeners - Install/Repair
- Kitchens
- Baths
- Additions
- Doors
- Windows
- Roofing
- Siding
- Plumbing
- Electrical
- Decks
- Patios
- Boilers
- Furnaces
- Faucets
- Toilets
- Water Treatment Systems
- Painting
- Wallpapering
- Floor Coverings
- Carpets
- Vinyl
- Ceramic Tiles
- Basements
- Kitchen and Bath Remodeling
- Gutters Installed and Replaced
- Repairs and Replacement of Water Heaters

No Job Is Too Small

ELECTRICAL, PLUMBING REPAIRS AND INSTALLATION

SPRING IS HERE! **Have Your Mower Running At Top Performance!!!**

SMALL ENGINE REPAIR - QUICK TURNAROUND
Mowers • Snowblowers • Edgers • Trimmers • Tune-ups • Blade Sharpening

We Service Most Major Brands including Craftsman. Pick up and Delivery Available

The Big Green Egg

Big Green Egg
World's Best Smoker and Grill!

We accept all major credit cards

Mon. - Fri. 7 a.m. to 6 p.m.,
Sat. 8 a.m. to 5 p.m.,
Sun. 10 a.m. to 2 p.m.



WENTZ HARDWARE

225 Main Street
Emmaus
610-965-6078

Family Owned Since 1943 Fully Insured

For More Information Visit Our Websites: www.wentzhardware.com • www.wentzhomeimprovements.com

PA023064

Maintaining Bird Feeders And Bird Baths Essential To Avian Health

Bird watching is a pastime enjoyed by people of all ages. While many people trek into the woods to see their favorite birds, homeowners can take steps to entice these fascinating and feathered friends right to their backyards. Homeowners who want to attract birds to their properties can do so by providing the birds food, shelter and places to wash up or cool off. Installing a bird feeder and a bird bath in your yard is one way to attract a bevy of winged creatures that can provide hours of enjoyment. Establishing a bird-friendly environment may seem as simple as hanging a feeder on a pole or tree and erecting a bird bath nearby. But a certain level of maintenance is needed to keep birds healthy and happy. According to the experts at the Bird Watcher's Digest, recent research indicates feeders can sometimes be a source of disease for the birds visiting them. The Audubon Society echoes that warning, saying that bird feeders and baths can serve as transmission stations for diseases such as aspergillosis, avian pox and salmonellosis. Such warnings are not meant to deter budding birding hobbyists. Organizations like the Audubon Society hope that such warnings send the message

that disinfection and maintenance is necessary to maintain sanitary environments for birds. Doing so is relatively easy and well worth the time for birding enthusiasts. • The Humane Society of the United States advises cleaning hanging feeders once every two weeks or more often if they're heavily used. Ground-feeding designs should be cleaned every two days. Feeders can be immersed in a very-diluted solution of bleach to water (nine parts water to one part bleach). Let soak for a few minutes, and then scrub the feeder with a stiff brush or scouring pad before rinsing. Allow the feeder to dry completely before refilling it with seed. • Bird baths should be emptied of water each day. Brush or wipe the bath clean, then rinse and refill with fresh water. Do not leave standing water overnight; otherwise bird baths can easily become a breeding ground for mosquitoes and other parasites. • Frequently collect discarded seed hulls and clean bird droppings from beneath feeders. If the area around the feeder has become especially soiled, relocate the feeder elsewhere and clean its initial location. • Follow proper instructions with regard to seed and other bird food. For example, reduce the amount of suet offered in hot

weather. Heat can cause suet to spoil, and sticky suet can become stuck in birds' feathers and make it hard for them to keep clean. • Try to provide more than one feeder and bird bath to prevent overcrowding. Crowding can contribute to the spread of disease. • Do not situate feeders and bird baths under perches where they can be soiled by droppings. • If you notice birds look sick or are not acting strangely, halt feeding and bathing to prevent healthy birds from becoming ill. Wait a week before resuming feeding and notify wildlife officials if you find dead or sick birds around your property. • Locate feeders and baths at least 30 feet away from windows so birds do not get confused by reflections and collide with the glass. • Store seed in a dry container with a tight-fitting lid to prevent mold from forming and moisture from getting in. Creating a thriving habitat for bird watching is easier than one might think. But once birds begin visiting a yard, homeowners must diligently maintain clean feeders and bird baths to ensure the birds stay as healthy as possible. Any questions about wild-bird care can be directed to a local Audubon Society chapter or by visiting a pet store or bird hobby center.

FENCING • RAILINGS • DECKS



- Sheds • Gazebos • Playsets
- Poly & Wood Lawn Furniture
- Chicken Coops
- Roofing & Siding - 26 yrs. Exp.
- Shed Removal

COUPON
\$50 Off
Any Shed
Up To \$1500

Good only at Wyomissing Structures. Expires 6-30-15 WP

COUPON
\$100 Off
Any Shed
Over \$1500

Good only at Wyomissing Structures. Expires 6-30-15 WP

WYOMISSING STRUCTURES

1 Montrose Blvd., Shillington
610-374-2370 www.wyomissingstructures.com

Protect the People and Things You Love!

We know your family and possessions are precious to you. Did you ever stop to think that they could be gone in a few minutes time?

With a "Total Security" system from Security Service Company, what's most important to you can be monitored 24 hours a day - ensuring an immediate response to threats from fire, natural gas, carbon monoxide, intrusion and more.

SECURITY SERVICE COMPANY
"Security Beyond Peace of Mind"™

110 West Arch St., Suite 200 • Fleetwood, PA 19522
Phone and Fax - Toll Free - 800.232.2500
SecurityBeyondPeaceOfMind.com

VitalLink
Monitoring

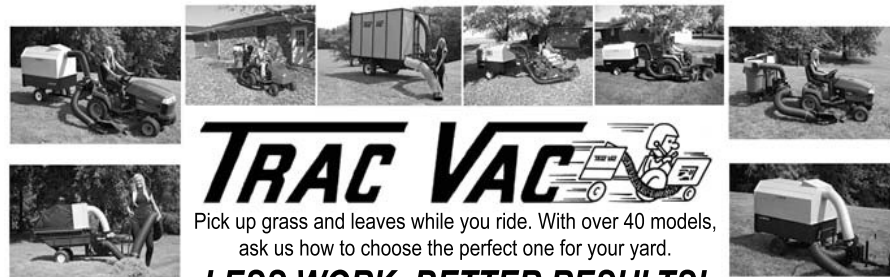
FREE
On-site evaluation
for your home or business -
without obligation. Call today!
(800) 232-2500

Low
Installation
and Monthly
Monitoring
Fees



"Is your grass and leaf collection a chore?"

We have the Solution!



TRAC VAC
Pick up grass and leaves while you ride. With over 40 models, ask us how to choose the perfect one for your yard.
LESS WORK, BETTER RESULTS!

CANNS-BILCO Outdoor Power Equipment
125 E Penn Ave. Albutis, PA • 844.884.5574
www.canns-bilco.com



Preparing Your Lawn And Garden Equipment For Spring

OPEI Reminds Consumers To Use Only E10 Or Lower Fuel In Any Lawn And Garden Equipment

(NAPS) - Spring is here, and soon, home and business owners will be cleaning and preparing lawn and garden equipment.

"Many are so eager to pull out lawn and garden equipment once spring arrives that they sometimes forget basic steps to ensure the power-house of the equipment - the engine - is in good working order," said Kris Kiser, president and CEO of OPEI.

"One challenge is that most fuel contains some level of ethanol, which contains corrosive alcohol. If you left that fuel in the tank over the winter months, you don't want to use it in the spring. It may damage your equipment. You need to drain it and put in new fuel that is E10 or lower," advises Kiser.

Whether it's a mower, trimmer, blower, chain saw or pruner, the Outdoor Power Equipment Institute (OPEI) offers tips to help users avoid fuel-related problems and ready their equipment to operate safely.

Check the fuel tank. If fuel has been sitting all winter long in the fuel tank, do not use it in the spring.

Drain it responsibly and put in fresh fuel. Remember to dispose of this fuel properly.

Use only E10 or lower fuel in your outdoor power equipment. Do not use gas with more than 10 percent ethanol (E10) in outdoor power equipment. Some gas stations may offer 15 percent ethanol (E15) gas or other fuel blends, but this higher ethanol fuel is dangerous—and is in fact illegal—to use in any small engine equipment, such as lawn mowers, chain saws, generators, and all other lawn and garden equipment.

Don't leave fuel sitting in the tank for more than 30 days. Untreated gasoline (without a fuel stabilizer) left in the system will deteriorate, which may cause starting or running problems and, in some cases, damage to the fuel system.

Inspect your equipment. Check for loose belts and missing or damaged parts. If you find anything concerning, replace the parts or take your equipment to a qualified service representative.

Drain out the old oil and put in fresh oil. Remove the oil drain plug in your lawn mower and catch the old oil in a container. Replace the plug and refill the engine with oil recommended by the product manufacturer. Properly dispose of the oil you drained.

Install clean air filters. Your engine and equipment will run much better with clean filters. Paper filters need to be replaced. Some foam filters can be cleaned and replaced.

Sharpen your cutting blade. Have your lawn mower's cutting blade sharpened so you can get a clean cut on your lawn. Your lawn will be healthier and your lawn mower will operate more efficiently, too.

Clean your equipment. If you did not clean your equipment before storing it, there may be dirt, oil or grass stuck to it. Give your equipment a good spring-cleaning. A cleaner machine will run more efficiently and last longer.

Review your manual. Now is a good time to read the operator's manual and refamiliarize yourself with the

GLAMOUR ENTERPRISES

SPECIALIZING IN FIBERGLASS POOLS

Specializing in
Fiberglass One-Piece Pools
Fiberglass Vinyl-Liner Pools

Complete Service:
Chemicals, Filters, Pumps,
Liner Replacements.

610-682-7972

Family Owned • 32 Years Experience • info@glamourpools.biz

Spring Building Specials!



24x30x10 ... \$7,150	30x64x10 ... \$13,750
24x40x10 ... \$8,300	30x48x12 ... \$12,300
30x30x10 ... \$8,200	40x60x14 ... \$18,800
36x48x10 ... \$13,100	40x80x14 ... \$23,400



LIMITED TIME OFFER - CALL FOR DETAILS!!
Spring Special Prices Valid Thru May 15, 2015
Prices Include Materials, Delivery, Tax and Labor
Within 75 Miles of Schuylkill Haven, PA 17972
Many Other Stock and Custom Sizes To Choose From



POST FRAME PRECISION POLE BUILDINGS

1-877-POLEBARN
1-877-765-3227

www.postframeprecision.com | www.pfpolebuildings.com

FREE Estimates

Serving PA, NJ & MD

controls and what they do. Make sure you know how to stop the machine quickly if needed.

About OPEI
The Outdoor Power Equipment Institute is an international trade association representing more than 100 power equipment, engine and utility vehicle manufacturers and suppliers. OPEI is the advocacy voice of the industry, and a recognized Standards Development Organization for the American National Standards Institute (ANSI) and active internationally through the International Standards Organization (ISO) and the International Electrotechnical Commission (IEC) in the development of safety and performance standards. OPEI is managing partner of GIE+EXPO, the industry's annual international trade show, and the creative force behind the environmen-



KAREN R. MOHN

GARDENS BY KAREN
Personal care for your gardens

138 Fairview Road
Hamburg, Pa. 19526

610.207.6851
karenmohn@gmail.com

tal education program, TurfMutt.com. OPEI-Canada represents members on a host of issues, including recycling, emissions and other regulatory developments across the Canadian provinces. For more information, visit www.OPEI.org. Don't be fuelish—Use only E10 or lower fuel in any lawn and garden equipment.

The Honda Spring Savings Event

Great deals on Honda Lawn Mowers at your Honda Power Equipment Dealer! Plus, Limited Time Extended Warranty Offer!

ACT NOW! SAVINGS EVENT & EXTENDED WARRANTY ENDS 5/31!

HRX217K5VKA
MSRP \$699
\$619*

**5 YEAR + 1 YEAR
6 YEAR[†]**
Manufacturer's Warranty
Through May 31

NEW SELECT DRIVE MODEL!

HRX217K5VYA
MSRP \$799
\$699*

**5 YEAR + 1 YEAR
6 YEAR[†]**
Manufacturer's Warranty
Through May 31

NEW SELECT DRIVE MODEL!

HRX217VLA
MSRP \$749
\$679*

**5 YEAR + 1 YEAR
6 YEAR[†]**
Manufacturer's Warranty
Through May 31

Honda HRX Lawn Mowers Features the 4-in-1 Versamow System™ with Clip Director.®
Mulch, bag, leaf shred or discharge — no tools, no attachments!

HHT25SLTA
MSRP \$349
\$329*

2 YEAR WARRANTY
Manufacturer's Warranty

Honda Trimmers

FG110
MSRP \$389
\$349*

2 YEAR WARRANTY
Manufacturer's Warranty

Honda Tillers

HRR216VKA
MSRP \$479
\$399*

**3 YEAR + 1 YEAR
4 YEAR[†]**
Manufacturer's Warranty
Through May 31

HRR216VYA
MSRP \$579
\$499*

**3 YEAR + 1 YEAR
4 YEAR[†]**
Manufacturer's Warranty
Through May 31

HRR216VLA
MSRP \$579
\$499*

**3 YEAR + 1 YEAR
4 YEAR[†]**
Manufacturer's Warranty
Through May 31

Honda HRR Lawn Mowers Features the 3-in-1 System with Clip Director.®
Mulch, bag or discharge — no tools, no attachments!

EU2000i
MSRP \$1149.95
\$999*

3 YEAR WARRANTY
Manufacturer's Warranty

Honda Generators

SPRING OPEN HOUSE - SATURDAY, APRIL 25, 2015.

Special Financing Available
Subject to credit approval. Ask for details.

CANNS-BILCO

OUTDOOR POWER EQUIPMENT

125 E PENN AVE ALBURTIS PA 18011

800-700-2481

www.canns-bilco.com

HONDA Power Equipment

Very Smart.

*Minimum Advertised Price. †The Honda One Year Extended Warranty Event offer is good on all Honda HRS, HRR and HRX Series purchased March 1st through May 31st, 2015. See your Authorized Honda Power Equipment Dealer for full details. Please read the owner's manual before operating your Honda Power Equipment and never use in a closed or partly enclosed area where you could be exposed to odorless, poisonous carbon monoxide. Connection of a generator to house power requires a transfer device to avoid possible injury to power company personnel. Consult a qualified electrician. ©2015 American Honda Motor Co., Inc.

Free Estimates
610-926-7934

Reliable & Experienced

Tom Suess
Lawn Care and Landscape

MULCH
MOWING
PLANTING
FERTILIZING

TOPSOIL
TRIMMING
LANDSCAPE
WALLS & PATIOS

Simple Tips To Get Growing At Home

(NAPS) - There may be few things more satisfying than growing colorful flowers or eating vegetables picked fresh from the garden. That might seem ambitious if you haven't gardened before, but getting started this year need not be difficult. Just follow these simple gardening tips to enjoy the benefits of fresh air, gentle exercise and healthy produce:

1) Pick your spot with care. Plants need sun and water to survive. Vegetables and most flowers need full sun—at least six hours of sunlight every day during the growing season. Plant close to an outdoor water source to make hot weather watering easier.

2) Start with the soil. Because plants live by their roots, the most important part of any garden is below ground. Most soil around houses isn't ideal for plants but can be improved by adding nutrient-rich organic matter, usually in the form of compost, shredded leaves or composted manure. Bagged soil mixes marked specifically for growing vegetables are ideal for containers.

3) Keep your first garden manageable. For beginners, try a plot 4 feet by 8 feet, or half a dozen good-sized (24-36") containers. That's enough to provide a satisfying harvest of herbs, greens or a few tomato plants while you get a feel for the amount of time

and effort it takes to water and weed. Pots are the easiest to control soil, water and light. Creating a container garden of vegetables, herbs and patio flowers is a good place for novices to start.

4) Get a head start. Some vegetables and flowers may need to be started from seed 6-8 weeks before it's safe to plant them outside. You'll need to do this for tomatoes, peppers, eggplants and petunias. But other favorites like zucchini, cucumbers, beans and sunflowers are easily sown in the ground with seed. You can learn more about starting and sowing seeds at www.burpee.com. Planting time will vary in each growing zone, but is generally best in the late spring.

5) Watch your garden grow. It's fun for the whole family to observe seeds taking root and growing into plants. Be sure to water and weed regularly as you wait for the bounty of your first harvest.

Burpee's free Garden Time Planner app makes planting in specific garden regions easy. To download the app, buy non-GMO seeds and plants, or to access helpful "how-to" articles and videos, visit www.burpee.com or call (800) 888-1447. Burpee offers a wide range of flowers, vegetables and herbs to grow at home.



611 Siegfriedale Road
Kutztown, PA 19530



Spring Calender

Events

Spring Open House: Cool weather, hot crops
May 8th & 9th. 10AM - 4PM

Kick off the BBQ Season: Grills gone wild
June 21st. 12 PM- 4 PM

Workshops

Backyard Hobby Beekeeping: Healthy bees mean healthy honey
April 18th & 19th. 9AM - 5PM

Keeping Chickens: Get the scoop inside the coop
April 25th. 9AM - 5PM

Heritage Pastured Pigs: Help your hogs help your profits
May 2nd. 9AM - 5PM

Backyard Composting: Building fertility organically
May 2nd. 10AM - 1PM

Farming with Beneficial Insects: Strategies for organic pest control
June 6th. 10AM - 1PM

For more info and to register visit rodaleinstitute.org



THINK SUMMER!
Schedule Your Installation Now.
Twilight Pools LLC
SPECIALIZING IN:
Inground Polymer and Steel Pools
Aboveground Pools • Liner Replacements
Free Estimates • 16 Years Experience
484-239-9763
www.twilightpools.com

It's Time To Plant!



WATCH FOR OUR OPEN HOUSE INFO. 5-2 & 5-3
IN NEXT WEEK'S NORTHERN BERKS MERCHANDISER

Shade & Flowering Trees \$120 & Up

Offering An Assortment Of 3 Different Bulk Mulches
Pick Up or Deliver. Call For Pricing.

Assorted Bedding Plants, Hanging Pots

STATE INSPECTED

Potts Nurseries

Phone: 610-926-2131
Fax: 610-926-7202
427 Ontelaunee Dr., Shoemakersville, PA 19555
Our Hours Are Mon. - Fri. 9-6 PM; Sat. 9-5 PM
Call If You Need Directions 610-926-2131 www.pottsnurseriespa.com



HOME & GARDEN SUPPLY HEADQUARTERS

Special of the Month

\$4.97 each

Long Handle Round or Square Point Shovel

- 47" lacquered wood handle

710608 710537

Nature Scapes Shredded Mulch

- Assorted colors
- 2 cu. ft.

700767, 701088, 700759

\$3.97 Before Mail-in Rebate
\$1.00 Mail-in Rebate

\$2.97 After Mail-in Rebate

Black 700759
Deep Forest Brown 700767
Sierra Red 701088

Sale through April 30. Cannot be combined with other discounts or offers. See store for details.

Valley Hardware & Supply

957 State St., Mertztown
610-682-2159
HOURS - Sun. 10 a.m. to 5 p.m.; Mon. thru Fri. 8 a.m. to 7 p.m.; Sat. 8 a.m. to 5 p.m.
"Decades Of Hardware Experience At YOUR Service."
Shop Anytime & Get Hardware Help at: www.shopatvalley.com

2-CYCLE TILLER/CULTIVATOR

- Patented Serpentine Tines spin at up to 240 RPM and are **guaranteed for a lifetime against breakage.**
- Handles fold down for easy transport and storage.
- Powerful commercial-grade 2-cycle engine spins the tines twice as fast as other tillers.
- One-piece cast gear box is virtually indestructible.
- Push Button Priming makes for quick and easy starts.
- Handy Carrying Handle makes carrying the tiller easy with handles folded or unfolded.
- Speed Control and Shut Off Switch are both right at your fingertips. Allow variable speed control and quick shut off.

Mantis

Model 7225-15-02

\$339.99
Including Kickstand & Border Edger

R.H. LORISH MOWER SHOP, LLC
3102 Woodside Rd., Alburtis (2 mi. above Huff's Church)
610-845-2164 rhlorish.com
Store Hours: Mon.-Thurs. 8 am-6 pm, Fri. 8 am-4 pm, Sat. 8 am-2 pm, Sun. Closed

SNAPPER

SNAPPER P2187520 3 in 1

21" 190cc Hi-Vac Self-Propelled Lawn Mower **\$629**

- More Efficient Bagging System
- 190cc Briggs & Stratton 875 Pro Series ReadyStart™ Engine
- Disc Drive, Self-Propelled, Rear Wheel Drive System
- Grass Gripper Mower Traction
- 21-Inch Hi-VAC® 3-In-1 Steel Mowing Deck
- 2.5 Bushel Rear Door Grass Bag



- Riders
- Tractors
- Walk-Behind
- Self-Propelled
- Push
- Rototillers

ECHO

- Chain Saws
- Leaf Blowers
- String Trimmers

SNAPPER RE110
28" 11.5HP Rear Engine Riding Mower

- 11.5 HP/344cc Briggs & Stratton PowerBuilt 4-Cycle OHV Engine
- Disc Drive Transmission
- 28-Inch, Hi-Vac® Mower Deck
- User-Friendly Mower Features



VIC'S MOWER SALES and SERVICE

Sales...Service...Parts
530 Park Road, Fleetwood 610-944-9270

"We don't care where you bought it."



Martin Lawn Care
Residential • Commercial
Lawn and Landscape Service

392 Oak Haven Road
Kutztown PA 19530

Since 1991
610-683-7498

The Many Benefits Of Hiring A Professional Landscaper

The flowers are blooming, and the grass has begun to grow anew, making spring a great time for homeowners to once again turn their attention to landscaping. Those who aren't looking forward to dusting off their lawnmowers and rethreading their string trimmers may want to hire professional landscapers to tend to their lawns and gardens.

A recent joint study by the National Gardening Association, Residential Lawn and Landscape Services and the Value of Landscaping found that homeowners spend roughly \$45 billion per year on professional lawn and landscape services, as nearly 30 percent of all households across the United States use at least one type of lawn or landscape service. The rising use of lawn care services is indicative of homeowners' appreciation of the convenience and craftsmanship professional services can provide. While the impact professional landscapers can have on a property's aesthetic appeal is considerable, homeowners also benefit from working with professional landscapers in various other ways.

• Time savings: One of the biggest benefits of leaving lawn care to the professionals is the amount of time it will save for the average homeowner. Lawns generally need to be mowed once per week during the spring and summer seasons and, depending on the size of the property, that can take an hour or more. Add the time it takes to clean up clippings, mulch landscaping beds and edge the property, and homeowners can expect to devote a significant chunk of their weekends to caring for their lawns. Lawn services employ a few workers who make fast work of the job, leaving homeowners time to enjoy their weekends however they see fit.

• Reduced risk for injury: Maintaining a landscape is hard work, and those unaccustomed to this type of activity may find themselves winded or at risk of injury. Improper use of lawn equipment also is a safety hazard. Leaving the work to professionals can help homeowners avoid strained backs, lacerations, pulled muscles, sunburns, and any other dangers that can result when tackling landscaping projects.

• Financial savings: On the surface, hiring a landscaping service may seem like a costly venture. However, after crunching some numbers, many homeowners realize that doing the work themselves may cost more in the long run than hiring a professional landscaping service. Homeowners who decide to go it alone must purchase expensive equipment, and those lawn tools will require routine maintenance, which costs additional money. Inexperienced homeowners may incur extra fees to "fix" mistakes that occur during the learning process. Each year, new seed, fertilizer, mulch, pesticides, and other supplies also must be purchased. But professional lawn care services typically charge a set fee per month, and that fee covers the maintenance of both your property and the equipment needed to keep that property looking great.

owners realize that doing the work themselves may cost more in the long run than hiring a professional landscaping service. Homeowners who decide to go it alone must purchase expensive equipment, and those lawn tools will require routine maintenance, which costs additional money. Inexperienced homeowners may incur extra fees to "fix" mistakes that occur during the learning process. Each year, new seed, fertilizer, mulch, pesticides, and other supplies also must be purchased. But professional lawn care services typically charge a set fee per month, and that fee covers the maintenance of both your property and the equipment needed to keep that property looking great.

• Know-how: Many professional landscapers know how to address lawn care issues that may arise throughout the year. They will know how to deal with dry patches of lawn or poorly draining areas, and they also can make recommendations on plants that will thrive under certain conditions.

• One-stop shopping: Certain landscaping services provide many different options for prospective customers. Basic lawn cuts may be one package, but there also may be services for seasonal seeding, weeding, leaf clean-up, and winterizing.

• Consistent maintenance: Homeowners who frequently travel or spend much of their summers away from home often find that lawn care companies are a wise investment. Established weekly schedules ensure the landscape always will look its best whether homeowners are home or out of town. Spring is a great time for homeowners to decide if hiring professional landscaping services is in their best interests. The time and money saved, as well as impact professional landscapers can have on a property, makes landscaping services a great investment for many homeowners.

Time saved and a professional job are just two of the reasons homeowners hire lawn care companies.



AB Natural Stone

Hardwood Mulches
Decorative Stone
Topsoil ~ Wall Stone ~ Boulders
Belgium Blocks ~ Bricks ~ Pavers
Construction Stone ~ Sand
Landscape Block Retaining Walls

Techo-Bloc

SELF PICK UP OR PROMPT DELIVERY

4337 Hamilton Blvd.,
Allentown, PA

(Rt. 222 Wescosville)

610-398-7200

www.abnaturalstone.com



Grim's Hauling

Located at Grim's Trailers, Bowers

610.682.0830 Leave Message

484.256.2428

Monday thru Friday

8 am to 5 pm

Saturday 8 am to 3 pm



Topsoil 80/20 Mix

80% Topsoil & 20% Mushroom \$25⁰⁰ per yd.

Mushroom Soil \$12⁰⁰ per yd.

Red, Brown & Black Mulch (Dbl. Ground) \$30⁰⁰ per yd.

Brown Natural Mulch \$25⁰⁰ per yd.

Mason Sand \$35⁰⁰ per yd.

3/4" Yellow Sandstone \$50⁰⁰ per yd.

Red Stone (Red 1B) \$45⁰⁰ per yd.

Red Stone (Red 2B) \$40⁰⁰ per yd.

1-3" River Rock & 1" \$45⁰⁰ per yd.

3/4 Modified, 2B Stone & 2A Stone \$20⁰⁰ per yd.

#3 & 1B \$25⁰⁰ per yd.

Screenings \$20⁰⁰ per yd.

Equipment & Demolition Hauling

CALL FOR SPECIAL PRICING ON TRI-AXLE LOADS!

**When you want a building like these,
it's no longer a shed
but a works of art!**



Pool Cabanas, Single &
Two Story Buildings,
Storage Sheds, Horse Stalls
Pavilions, Swing Sets,
Poly Furniture.
Endless Possibilities!



Free Storage Shed delivery within
25 mile radius.

Offer many styles and sizes.

Prepare a site with stone or
concrete.

Build to your design and specs.

10 year warranty at no extra
cost.

Eastern

Storage Building

14588 Kutztown Road

(Route 222 South of Kutztown)

Fleetwood, PA 19522

Your Full Service Building Contractor!



In House
Architectural Designs
Post Frame &
Conventional Framed
Construction

Garages - Pool Houses
Commercial Warehousing
Equipment Storage
Horse & Bank Barns -

Pavilions - New Homes - Home

Additions - Kitchens - Baths - New Roofing & Repairs
Interior/Exterior Home Makeovers - Concrete Work
Excavation - Septic Systems - Demolition - Site Work



Call Us For All Your Building Needs!

MARTIN

CONSTRUCTION COMPANY

www.mccbuild.com & martinconstructionco.com

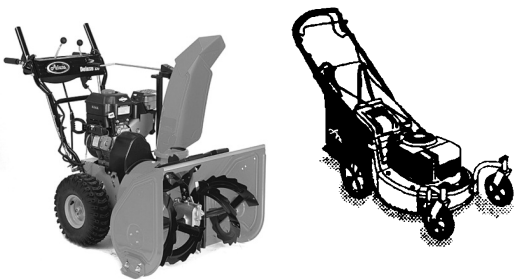
14588 Kutztown Road

Fleetwood, PA 610-683-6120

PA8177

**LAWN & GARDEN
HEADQUARTERS
LARGEST SERVICE FACILITY IN THE AREA**

Ariens



SNAPPER
"LEGENDARY QUALITY"



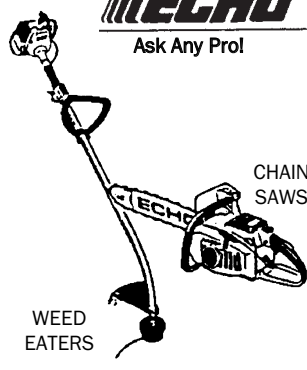
exmark



Mantis



ECHO
Ask Any Pro!



TROY-BILT

KUNKEL'S SAW AND MOWER, INC.

15031 Kutztown Road, Kutztown, PA 19530

610-683-7743

- Serving The Area Since 1948 -

"WE SERVICE WHAT WE SELL"

Common Lawn Critters And Pests

Critters and pests can make landscaping aficionados want to pull the hair out of their heads. Such unwanted guests can come along just as a lawn or garden is rounding into shape, disrupting plant growth and leaving an unappealing landscape in their wake. The following are some of the more common critters and pests and how to recognize them.

- Chinch bugs: Chinch bugs like to feast on grass that is significantly exposed to sunlight. Though tiny chinch bugs are visible to the naked eye, homeowners may find they need to get especially close to the ground to see them. Chinch bugs may be living in thatch, so dethatching your lawn with a rake can make it easier to detect their presence. As chinch bugs rob grass of its moisture, they also inject toxins into the grass that loosens it from the soil.

- Grubs: Grubs are the larvae of beetles and are the nemesis of many a landscaping enthusiast because they typically produce patches of unsightly brown grass in their wake. The grass is discolored because grubs eat its roots, and the resulting damage may be mistaken for sun damage when temperatures are especially high. Worm-like in appearance, grubs also are a nuisance because they serve as a food source for wildlife, including raccoons and skunks. Such animals may cause further damage to a lawn in search of grubs to eat.

- Moles: Moles tend to appear in lawns that have been excessively

watered, as these burrowing mammals like to dig into the soil so they can fill up on grubs, insects and worms that live below the surface of a lawn. Overwatered lawns typically have moist soil, which makes it easier for moles to dig. The presence of moles is pretty easy to detect, as they typically leave mounds of soil in their wake. Those mounds are located where moles have dug into the ground looking for food.

- Mole crickets: Mole crickets are a formidable foe to homeowners. As mole crickets tunnel through the soil beneath a lawn looking for insects to eat, they leave brown patches behind and affect the feel of the grass, which may feel as though it's squishing and squashing beneath your feet. Mole crickets may eat grass roots, so the presence of dying grass may be indicative of a mole cricket infestation.

- Voles: Voles are small rodents that chew their way through the grass, leaving unsightly trails of damage in their wake. Homeowners who suspect their lawn has been victimized by voles can usually tell because the voles will leave noticeable pathways in the ground that can make a lawn look cracked in the way a roadway may look cracked after an earthquake.

Many critters are specific to certain regions, so before addressing a pest issue in your lawn, speak with a local lawn and garden or landscaping professional to confirm just which pest is causing so many problems around your property.

Come See What's New at...

**Red Oak
Creations**

Greenhouse

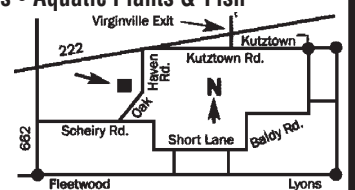
Formerly Martin's Greenhouse

• Hanging Baskets, Large Selection • Annuals • Perennials
• Herb & Vegetable Plants • Aquatic Plants & Fish

376 Oakhaven Rd., Fleetwood
610-683-3185

OPEN 6 DAYS A WEEK:
Mon. - Fri. 8 a.m. to 7 p.m.;
Sat. 8 a.m. to 5 p.m.

Closed Sun. or Call for Appointment





STEINER

School Districts, Townships, State & County Parks, Etc. Can Purchase Under PA State Contract!

Model 440 Articulating 4x4

Front Mounted 4, 5 & 6 ft. Decks Flip up for easy maintenance.

FINANCE PLANS AVAILABLE



Trencher



Cab & Snowblower



Rototiller



Rotary Sweeper



Core Aerator

Above are just some of the 20 attachments available for the Steiner.

The new 440 offers many new features including a foot pedal for forward and reverse operation, repositioned hand controls, new hydraulic system, stronger axles, more horsepower, folding rops bar (standard), 2" receiver hitch (standard), seven-position seat adjustment that lowers as it moves forward, newly designed dash, four halogen headlights, 40-amp charging system (standard), stronger battery, electric clutch for PTO engagement (standard). Same quick-hitch system for the many front-mounted attachments.

MOW – BLOW – TRENCH
HAUL – DRILL – TILL
THE "STEINER" DOES IT ALL

ROY'S STEINER SALES

151 Sousley Road, Lenhartsville, PA 19534
610.756.6150 • Cell 610.217.6446
steiner151@verizon.net

NEW Model 235 with 25 HP Kubota Diesel Engine.



Fully hydrostatic unit. Front-wheel drive, rear-wheel steer. Foot pedal for F&R. Unit accepts many of the "Quick Hitch" front mounted "Steiner" attachments.

How To Spot An Unhealthy Tree

Perhaps because they can live for so many years, trees have a way of falling down homeowners' landscaping priority lists. Trees also tend to be big and strong, so it's no surprise that they often are overlooked in favor of other areas of a lawn and garden that don't seem so strong in the face of Mother Nature. But trees are susceptible to damage and disease, and homeowners who learn to recognize symptoms of such problems can prevent them from escalating and reduce the risk that the trees will cause damage to their properties. The following are just some of the ways homeowners can determine if their trees are unhealthy. Homeowners who suspect they have a tree that

poses a safety risk should contact a professional tree service for an immediate inspection and steer clear of the tree until an inspection has been performed.

- Check around the base of the tree. The base of a tree may offer some telltale signs that the tree is unhealthy. Soil that is cracked or raised at the base of the tree may be indicative of a tree that has started to uproot. If you recognize any cracking or if the soil is raised, look at the tree to see if it is leaning. If the soil is cracked or raised because it is uprooting, then the tree might have already started to lean in the opposite direction of the cracking or raised soil.
- Examine for fungus. The growth of fungus on the tree trunk or close to it may be a

sign that the tree is rotting or decaying. Fungal growth, such as a sudden population of mushrooms, around the base of the tree is another sign of decay. If the wood behind fungal growth crumbles easily, then homeowners should call a professional tree service, as the fungal problem on the tree has likely already been festering for quite some time.

- Look for cavities on the trunk. Cracks and cavities on a tree may not be an emergency, but especially deep cracks and cavities may be indicative of a structural problem. Multiple cracks and cavities also serve as red flags.
- Look for dead wood. It may sound simple, but dead wood poses a threat to the tree and anyone who happens to spend time in its vicinity. Dead wood snaps easily, and falling dead wood can harm anyone unlucky enough to be beneath the tree when the dead wood snaps. Dead wood branches won't bend in the wind, and such branches frequently fall off of trees when strong gusts of wind come along. Dead branches either won't have leaves or the leaves will be brown (dead pine branches will have brown needles).
- Weak connections. Unhealthy trees often have weak connections between their branches and their trunks. If branches don't appear to be strongly connected to the tree bark, call a tree service to determine a solution. The tree might not be on its way out, but you may have to take steps to strengthen the connections so branches are not at risk of falling. Unhealthy trees can pose a sig-

nificant safety hazard on a property. Homeowners who learn to recognize the signs of unhealthy trees can do something to prevent dying trees from damaging their homes. Unhealthy trees may need to be removed from a property before they cause significant damage.




Sales & Gold Award Service

PLAZA HARDWARE, INC.
HARDWARE, LOCKSMITH & BAIT SHOP




- Fishing & Hunting Licenses
- Live Bait
- Small Engine Repair
- Blade Sharpening
- Window & Screens Repair
- Interstate Batteries



6344 Route 309, New Tripoli, PA 18066

610-767-6500

Business Hours:
Mon.-Thurs. 8 am - 7 pm
Fri. 8 am - 6 pm
Sat. & Sun. 9 am - 4 pm





EVERY WEDNESDAY
Farm Market 8:00 A.M. to 7:00 P.M.
Flea Market 7:00 A.M. • Livestock Auction 1:00 P.M.
P.O. BOX 747 • LEESPORT, PA 19533 • 610-926-1307
NORTH END OF LEESPORT, TURN EAST OFF ROUTE 61
www.leesportmarket.com

Visit Us For Your Gardening Needs
Vegetable & Bedding Plants
Hanging Baskets
Perennials ~ Annuals
Potted Plants & Nursery Stock

FLEA MARKET 7 a.m. - 1 p.m.
HOME PARTY SHOW
SUN., MAY 3, 9 a.m. - 1 p.m.
Over 200 Sheltered & Unsheltered Vendors Expected
Flea Market Every 1st & 3rd Sunday thru December 6th.
★ **SPRING CRAFT FAIR** ★
Saturday, May 9, 2015 - 9:00 A.M. - 3:00 P.M.
Rain or Shine • Free Admission & Parking



Ground Maintenance
2008 Old Route 22, Lenhartsville, PA
610-562-5259

GET READY FOR SPRING!
Mulch • Decorative Stone • Topsoil
Landscaping Materials
Hauling • Landscaping • Mowing

Pardon Our Construction!
WE ARE OPEN!
During Renovations
Temporary Office At Darkside Performance Automotive In Back



Kospia Farms | 
 natural and creative living
 is our inspiration . . . **IT'S ALL THE BUZZ!**

We Offer:

- Nursery & garden center
- Ornamental trees & shrubs
- Outdoor furniture
- Fire pits & grills
- Umbrellas & shade sails
- Landscape & hardscape design and installation
- Customized design & supply of 'Total Outdoor Living Solutions'
- Natural & inspiring showroom and 24 acre farm

Why Us?

- Over 35 years of local landscape design and installation experience
- Over 1,000 local residential and commercial installations
- Plant and tree experts on staff
- Locally grown products for optimum health and longevity
- Expertise in outdoor living products and design and functionality application
- Motivated and creative professionals

Follow us!



2288 State Street, Alburtis, PA 18011
 Phone: 610.682.7233
 www.kospiafarms.com



Mower Recycler
Recycle Your Old Lawn Equipment
 Buying New Riding Mower?
 Let Me Help You Recycle The Old!

Riding Mowers, Tractors, Go Carts, Minibikes,
 Snowblowers - Any Condition.
 Berks & Surrounding Areas
610-944-3047 www.mower-recycler.com
 Free Removal • Quick Friendly Service

Ideas For Pool Perimeter Landscaping

With the rise of the "staycation," more and more homeowners are turning their backyards into their own private oases. The centerpiece of many such retreats is a refreshing and inviting pool.

Whether above-ground or inground models, pools make for welcoming spots to enjoy warm days and nights. A new pool can quickly turn a yard into the "it" spot to spend vacations or cool off at the end hot summer days. While pools are often the focal point of a backyard, many homeowners want their pools to blend seamlessly with the rest of their yards. When transforming a backyard that includes a pool, homeowners should consider a few factors to ensure each afternoon spent poolside is as safe as it is fun.

SAFETY FIRST
 Although the goal may be to soften the lines of the pool and/or create sight barriers that will provide some measure of privacy for swimmers, homeowners must put safety above all else. Before any decorative touches are added, it is important to surround a pool with a slip-resistant surface and fencing (many communities require fences be erected around pools). Consult with a landscaping contractor, who should be knowledgeable about safety codes, or speak to the permitting department at town hall. There should be a list of requirements to ensure pool placement as well as any surrounding touches are legal and within code.

NONSLIP SURFACES
 Concrete, brick and pavers and decking are popular materials used to surround a pool. Installers can make recommendations on materials and finishes, but one suggestion is to choose a rough finish. Pool water can make surfaces slippery. Concrete that is stamped or scarred provides extra traction than a smooth surface. The same can be said for brick patios and pavers. Avoid smooth stones or pavers with shiny surfaces, as these may only increase the risk of falls. Homeowners who have chosen

wood or composite decking to surround a pool should talk to their contractor about nonslip protective coatings. Such coatings typically are acrylic-based liquids applied like a paint or sealer. Some composite decks may be crafted with texture or a built-in coating to reduce slipping. In addition, use nonstick mats on decks and patios to provide a little extra footing where people enter and exit the pool.

MULCH AND STONE
 Homeowners often prefer some combination of mulch or stone to serve as a transition between the pool, concrete or paver hardscape and the lawn. Stone may be more practical for those with inground pools because it will not easily blow onto the water surface. With an above-ground pool, mulch or stone can do the trick, serving as a barrier so that pool water does not overly drench the surrounding lawn or damage grass after exposure to pool chemicals. Mulch and stone also will provide drainage from water runoff from the pool and rain. Another advantage of having an additional barrier between the pool and lawn is that lawn clippings will not be shot into the pool when mowing. Stone and mulch can be dressed up with statues, lawn ornaments and tolerant plants.

FINISHING TOUCHES
 Plants can provide the finishing touches for a poolside landscape. Homeowners should keep in mind that pools are not often shaded from the sun, so plants placed around the pool will need to be sun- and drought-tolerant. Succulents, such as aloe and jade, may work, as can the perennial shrub yucca. Moderately growing grasses will offer a privacy barrier.

Keep trees and flowering plants far enough away from the pool's edge so they do not contribute to debris that falls into the pool, which can complicate maintenance. Also, flowering plants may attract insects and other wildlife that may interfere with your enjoyment of the pool. It's better to create a friendly envi-




ronment for wildlife further away from the pool. Homeowners who need some advice planning the landscaping around their pools can rely on the expertise of landscape architects as well as employees at lawn and garden centers.

Pool companies may work with landscapers and offer recommendations to people unaccustomed to working around pools. Homeowners have many options with regard to landscaping the areas surrounding their pools.


Thermo Woods the Natural Choice



- ◆ Thermally Modified without Chemicals
- ◆ Cannot Leach Toxins into Garden Soil
- ◆ The Perfect Choice for Organic Gardening
- ◆ Rot and Mold Resistant for up to 25 Years
- ◆ Ideal Properties for Raised Bed Gardening
- ◆ Minimal Shrinkage Prevents Warping
- ◆ Perfect for All Outdoor Applications
- ◆ Custom-Sized Raised Bed Kits on Request
- ◆ Stock Raised Bed Kits for Sale



Bailey Wood Products
 441 Mountain Road
 Kempton, PA 19529
 PH: 610-756-6827
 www.baileywp.com



SPRING BUILD SPECIALS

40x80x14 Pole Building \$23,800

- 1 - 3'x6'8" Fiberglass-Clad Entry Door
- 1 - Overhead Garage Door
- 1' Overhangs on Both 80' Eaves

60x60x14 Pole Building \$32,800

- 1 - 3'x6'8" Fiberglass-Clad Entry Door
- 1 - Overhead Garage Door
- 1' Overhangs on Both 60' Eaves

40x60x12 Pole Building \$17,800

- 1 - 3'x6'8" Fiberglass-Clad Entry Door
- 1 - Overhead Garage Door
- 1' Overhangs on Both 60' Eaves




Please call for other great prices and special concrete floor pricing. Price includes building materials, labor, sales tax, and delivery.




Stock & Custom Pole Buildings

Call for Free Estimates **1-800-861-6445**
 #PA022680
 • Residential • Commercial • Agriculture • Horse Barns
 Pole Buildings Also Available with Concrete Floors, Shingle Roofing, Vinyl Siding, Insulation

Quality-Built SHEDS FOR LESS



Quaker Shed



Mini Barn



STORAGE CONTAINERS FOR RENT

- Delivered To Your Site
- 20 Ft. & 40 Ft. Sizes
- Low Monthly Rates

- 23 sizes ranging from 4'x6' to 12'x28' or custom-built to your needs
- Many styles to choose from
- Pressure treated 4x4 runners with wood siding (vinyl siding available)
- 2x4 construction
- We will custom-mix any color for your shed
- Windows are standard in all sheds
- We have models in stock for immediate delivery

FREE DELIVERY
Within a 20-Mile Radius
Reasonable Fee Outside
20-Mile Radius
Existing Sheds Moved!

Also Available: Utility Trailers (all sizes) • Tow Dollies • Chicken Coops • Dog House • Kennels
Before You Buy, Check Our Everyday Low Prices!!

Rent To Own Stop In For Details.
24/36 Month Plans Available. No Credit Check.

KUZAN'S HARDWARE AND RENTAL CENTER 610-562-7186
1069 Pottsville Pike, Rt. 61, Shoemakersville, PA 19555
www.kuzanshardware.com • Mon. - Fri. 7:30 AM to 7 PM; Sat. 7:30 AM to 5 PM



Financing Available
We Accept: **STIHL** Stihl Dealer



TechoBloc Products Available At:

A.R. Adam & Son, INC.

Landscaping Supplies

4 Industrial Drive, Hamburg, PA
610-562-8662

Hours: Mon. - Fri. 8 am to 5 pm,
Sat. 8 am to 3 pm

We carry all your landscaping and hardscaping supplies.



"Honoring Customer Relations Through An Established Family Tradition"

RESIDENTIAL COMMERCIAL INDUSTRIAL

215-258-3320

www.capassopestcontrol.com

Perkasie, PA

A More Eco-Friendly Lawn Is Just Steps Away

Maintaining a lush lawn is a healthy and rewarding hobby that affords homeowners to spend some time outdoors in nature. Lawn enthusiasts can make their hobby even healthier by adopting several eco-friendly lawn care strategies that not only make for a healthier lawn, but a healthier planet as well. Responsible landscaping has grown increasingly popular in recent years, as more and more homeowners are adopting eco-friendly lawn care practices in the same way they have embraced environmentally conscious behaviors in other areas of their lives. The following are a handful of ways lawn care enthusiasts can incorporate eco-friendly practices into their landscaping routines.

- Maintain an appropriate grass height. When temperatures start to peak in summer, homeowners may be tempted to cut their grass as close as possible so they can reduce the number of afternoons they spend riding or pushing a mower in the hot sun. But cutting too low makes the grass increasingly susceptible to infestations and disease, and such problems may need to be remedied with potentially harmful pesticides if no other approach proves effective. Even if it means an extra afternoon or two mowing under the hot sun, maintaining an appropriate grass height can lead to a healthier lawn, as longer grass

soaks up more sunlight, allowing it to grow a deep root system that will help a lawn survive drought and other potential problems.

- Cut back on harmful pesticides. Many homeowners now prefer to avoid pesticides at all costs, but sometimes pesticides are a last resort when lawns are falling victim to harmful insects and organisms. Homeowners who want to embrace more eco-friendly lawn care practices can cut back on their use of pesticides, first trying more environmentally friendly options. For example, biopesticides are made from naturally occurring materials, including animals, plants, bacteria, and certain minerals. According to the United States Environmental Protection Agency, biopesticides are often inherently less toxic than more conventional pesticides. In addition, biopesticides typically affect only the pest causing the problem, whereas broad spectrum pesticides may affect surrounding organisms, such as birds and mammals, in addition to the targeted pest. The EPA (www.epa.gov) advises homeowners hoping to use biopesticides first learn about managing pests so they can effectively remedy problems on their properties.
- Harvest rainwater. Lawns need water, especially when temperatures rise in the summer. But watering lawns can have an adverse

effect on your community's water supply, draining that supply and hurting the community in the long run. Homeowners who can harvest rainwater can drastically reduce their impact on their community water supply, thereby helping the planet and their community, especially if they reside in locales where water resources are traditionally scarce. When rainwater is harvested, it is collected from downspouts before it washes into nearby sewage systems. Many lawn and garden retailers sell rainwater harvesting systems, which homeowners can install themselves or pay a landscaping professional to install for them.

- Lay mulch down around trees, shrubs and flower beds. Trees, shrubs and flower beds need water, especially in the summer when rising temperatures pose a threat to plants. Homeowners can cut back on the water they use to protect those plants by laying organic mulch in the spring. Organic mulch conserves moisture in soil, promoting stronger roots in plants and helping homeowners cut back on the amount of watering they need to maintain a garden that's both healthy and pleasing to the eye. Organic mulch, which might be made of bark, is also heavy, making it hard for ugly weeds that rob plants of water to thrive.

Did You Know?

NEEM OIL is a naturally occurring pesticide that can be used to combat a host of landscaping pests and diseases. Azadirachtin is an active component in neem oil that can be extracted to repel and kill pests. Studies have shown that neem oil is nearly nontoxic to bees, birds, fish, and wildlife. In addition, neem oil has no link to cancer or other diseases, making it a safe insecticide when applied correctly. When consumed by insects, including grubs, insect-

cides made from neem oil can make those insects cease feeding or reduce their feeding, helping to prevent the spread of lawn problems associated with certain insect infestations. In addition, neem oil can hinder the maturation process of larvae by interfering with insect hormone systems, which can prevent them from breeding. As is the case when applying any pesticides, parents should be mindful of their children after applying neem oil. Though studies have not found children are more sensitive to neem oil than adults, parents may want to err on the side of caution and prevent their children from playing in areas of the yard where neem oil was recently applied.

Transplanting Trees No Small Task

An alluring landscape can make a home that much more enjoyable. Many homeowners devote considerable time to their lawns and gardens, and that devotion can pay both instant and long-term dividends. A well-groomed landscape can make it more enjoyable to relax in the yard, and such a property will be more attractive to prospective buyers when homeowners want to sell their homes. But even the most well-designed landscapes sometimes need some rearranging, and those changes may involve transplanting trees. Homeowners may transplant trees for various reasons. Some homeowners might be moving to a new home and want to take a favorite tree along with them, while some trees simply outgrow their existing space and need to be moved elsewhere on the property. Regardless of why trees need to be transplanted, homeowners can take several steps to ensure the process goes as smoothly as possible.

- Determine why the tree needs to be moved. Some trees that are not thriving in their existing location may not benefit from a transplant. For example, a tree with a pest infestation might need to be replaced rather than transplanted. Determining the reason behind a transplant can save you the trouble of transplanting that won't benefit from the move. If a tree is not getting adequate sunlight in its present location, then transplanting it to a different location on your property with more exposure to sunlight might reinvigorate the tree. If soil is the problem, then transplanting the tree might prove ineffective unless you also test the soil where you plan to move the tree and adjust it so the tree can thrive.
- Prune the tree roots. Tiny roots that extend beyond the tree absorb water and nutrients, and such roots need to be pruned before transplanting a tree. Landscaping professionals note that root pruning stimulates the growth of new small roots nearer to the tree's trunk, and these newer

roots will be dug up when the time comes to transplant the tree. Root pruning must be done well in advance of transplanting the tree. For example, if you hope to transplant the tree in the fall, then do your root pruning in the spring before new buds appear on the tree. Speak with your landscaper or a nearby garden center to determine the best way to prune your tree's roots.

- Time your transplant correctly. Avoid transplanting trees when temperatures are colder and the ground is frozen. Transplanting before or after a thaw allows the transplanted roots time to develop. In addition, transplanting the day after you have watered the soil around the tree reduces the stress on the tree's roots, making it easier to keep the root ball intact.
- Protect the root ball. When transplanting a tree, make sure the root ball does not dry out. If it does, the tree likely won't thrive in its new location and all your hard work will have been for naught. Cover the root ball with damp burlap or canvas so it can retain more of the moisture it will need to adapt to its new location.
- Plant the tree sooner rather than later. While you can store a transplanted tree before you plant it elsewhere on your property, storing it for a long period of time increases the chances that the transplant will be unsuccessful. Ideally, you want to plant the tree in its new location as soon as possible. If you must store it, make sure you don't suffocate the root ball, as roots must be kept damp or they will die and potentially cost you the tree. Transplanting a tree can add appeal to a property and help reinvigorate an unhealthy tree.



Ready for any job on your to-do list.

When you take home a new, New Holland Boomer™ 30/35/40/50 compact tractor, we've got your back with a FIVE-YEAR Limited Warranty. You won't find a better compact tractor warranty or a better compact tractor - anywhere. That's New Holland SMART.

- Big tractor reliability in a compact package
- Four models from 28 to 47 hp
- Choice of easy-to-drive transmissions
- Convenient financing options



Shorten your to-do list with a new Boomer™ Compact Tractor.

STOP IN TODAY!

www.agindustrial.com



AG-INDUSTRIAL, INC.

1562 Ben Franklin Hwy., Douglassville, PA 19518
610.323.2500 | 800.459.8800
M-F 7:30 AM - 5:30 PM Sat. 8:00 AM - 2:00 PM

Your Full Service Dealership, with Quality Sales, Parts & Service

e-Subscribe to the East Penn Valley or Northern Berks Merchandiser at: www.windsorpress.com

HILLTOP LAWN MOWING
Residential & Commercial

- *Mowing *Landscaping *Edging
- *Mulching *Landscape Pruning
- *Tree Removal *Tree Trimming

Clair Sensenig
883 Baldy Rd., Kutztown, PA 19530
610-683-7119 Cell: 484-357-3599

AQUATIC CONCEPTS

11 Lutz Road, Kutztown, PA 19530 610-285-2209
www.aquaticconcepts.com

Water Gardening... Largest Selection of Preformed Ponds, Liners, Pumps, Filters & Skimmers, Water Features, Fish, Aquatic Plants, Tadpoles, Snails, UV & Underwater Lights, Fish Food, Maintenance Supplies, Filter Media, Palletized & Bagged Stone

The Area's Complete Source For Pond Supplies and Water Features



Fountains • Statuary Bird Baths

Farm Pond Management Supplies
Granite & Natural Stone Benches & Decor
Cover Rocks • Pondless Waterfalls
Bubbling Rock Fountains

Huge Discounts On Clearance Items

HOURLS: Closed Mon.;
Tues. - Fri. 10-6; Sat. & Sun. 10-5
Take old Rt. 22 W. 7 mi. from Fogelsville or
E. 2 mi. from Krumsville. Turn by Highland Estates
(Lutz Rd.). Watch for sign on right.

Simple Sustainable Gardening Tips

Sustainability is a concept that can be applied to many facets of life, and gardening is no exception. Sustainable gardening involves preserving and protecting resources, which can benefit us both in the present and in the future. Sustainability is especially applicable to gardening, and the following are a handful of ways green thumbs can embrace sustainability in their gardens.

- Choose to water more effectively. Oscillating sprinklers may harken today's gardeners back to the carefree days of their childhoods when they would run through the sprinklers in their parents' yards. But such sprinklers can lose substantial amounts of water to evaporation. When designing an irrigation plan for your lawn and garden, use drip irrigation or soaker hoses to conserve water. If you must use sprinklers, make sure they are not shooting water too high, as wind can blow the water away from the yard where it belongs, and be sure to position them so no water is landing on sidewalks, the driveway or the street.

- Add mulch to flower and plant beds. Many a gardener has gone to bed with a beautiful garden only to return in the ensuing days and see flower and plant beds littered with weeds. Mulch is perhaps best known for helping flower and plant beds retain moisture, but mulch also prevents the growth of weeds. Preventing weed growth means your water is going to the plants and flowers you intended it for and not to greedy and unsightly weeds. Preventing weed growth also reduces your use of potentially harmful pesticides to curtail the growth of weeds.

- Develop a compost pile. Compost is made up of decayed organic material, and it can be used as a fertilizer. Gardeners can make their own compost piles at home, providing valuable minerals and nutrients for their lawns, without having to rely on store-bought amendments that need to be produced, packaged and transported before they can make it onto the shelves in your local lawn and garden center.

- Choose native plants. A garden filled with exotic plants and flowers may be stunning, but unless those plants are native to where you live, that beauty is coming at

Buildings by WOOD ORIGINALS!

- **SERVICE & EXPERIENCE**
Wood Originals has been serving customers since 1990. We will be happy to come with you to your building site, sit down with you and review your ideas, and offer suggestions.
- **WORKMANSHIP**
Our buildings are built by our employees, many of which have been with us for years. We back our buildings with a 2-5 year workmanship warranty.
- **QUALITY MATERIALS**
We offer a concrete column post which eliminates wood posts in ground as well as many other options.

Bethel, PA • 1-888-553-5309 • SINCE 1990
RESIDENTIAL • COMMERCIAL • EQUESTRIAN • SPECIALIZING IN POST FRAME CONSTRUCTION
Visit Our Website To View Our Photo Gallery
www.woodoriginalsinc.com

HIC#PA018496  

S724944




Attention All Contractors!!
Immediate Insurance Coverage
Lowest Cost * Quick Easy Issue
3 Years Experience * No Claims
How Much??? Call Now!!!
(610) 916-3101, 916-3111, 916-3107
INSURANCE OFFICES, Ltd.
5445 Pottsville Pike, Leesport, PA 19533



REINHARDT AWNING COMPANY

PA015649

Serving Berks & Lehigh Counties Since 1949

THINKING OF NEW OR REPLACEMENT AWNINGS?

RESIDENTIAL & COMMERCIAL
Frame-Style Patio, Porch, Door, Window
610-965-2544

Tarps/Covers - Poly - Custom - Canvas - Vinyl
Air Conditioner Covers • Grill Covers • Sand Box Covers • Swing Covers
Clear Vinyl Covers • Mesh Covers • Equipment Covers • Truck Tarps
Drop Curtains • Camper Awnings • Banners • Bags • Rubber Straps
General Repairs • Snaps • Waterproofing • Grommets • Director Chairs

For Estimates Please Visit Or Call Us At:
550 Dalton St. (Emmaus Ave.), Emmaus, PA 18049 • 610-965-2544
Monday thru Friday 8:30 AM - 5 PM & Sat. 8:30 AM - NOON

a steep price. When choosing plants for your garden, choose native plants that are fully capable of thriving in your local climate. Non-native plants are likely to need excessive watering and other less sustainable attention that native plants do not need.

- Plant with a plan. When planting trees around your property, plant them in locations that can reduce your reliance on air conditioning in the warmer months. Plant a tree in a place where it will help to shade common areas inside your home so such rooms are comfortable without the air conditioner cranking all day long. You can go one step further, and plant deciduous trees that will shed their leaves when the weather gets cold, ensuring that sunlight you want to keep out in the summer can get in and warm up the house in the winter, reducing the amount of energy needed to heat your home.

RON FLICKER'S PARTS, LLC

15848 Kutztown Road, Maxatawny, PA
610-683-6862

SALES OF USED TRACTORS & MOWERS

SPECIALIZING IN:
Massey-Harris - Ford-Ferguson - Ferguson
Massey Ferguson - Snapper - Wheel Horse
Cub Cadet - MTD - Troy-Bilt - White - Yardman
All Major Small Engines



FREE MOWING

First and Last Cut Of Your First Season Are FREE With a 1-Year Agreement.

SCHUSTER

LANDSCAPING

Senior Citizens' Discounts


- Commercial & Residential Mowing
- Grounds Maintenance
- Retaining Walls, Paver Patios & Walks
- Mulching
- Shrub & Tree Trimming
- Seasonal Cleanup
- Design
- Light Excavation, Grading & Backhoe Services
- Firewood

Call or email for a free quote
610.914.3423
schusterland01@gmail.com
or check us out on the web
www.schusterlandscaping.com

A Full Service Company Serving Berks and Lehigh Counties Since 2000.

Licensed PA030348 & Fully Insured
www.windsorpress.com

Dick Wessner Inc.



610-562-8512

ASPHALT PAVING

- Driveways
- Long Lanes
- Parking Lots
- Developments
- Roadways

E-mail: dickwessncl@verizon.net
PA006152

Is your yard missing something?

We can help!




WOOD NATURALLY
WOODNAT.COM

RT 100 Hereford Corriere Rd Easton
(215) 679-9570 & (610) 258-8844

SPRING NEEDS!



Vegetable & Flower Seeds
Grass Seed & Straw
Lime: Granular, Pelletized and Pulverized
Typar & Preen Products

WE HAVE PANSIES!

SAND:
White Mason,
New Jersey Bar, Concrete

CAMBRIDGE PAVINGSTONES
WALL SYSTEMS
ARMORTEC
cambridgepavers.com
THEY'LL LOOK LIKE NEW FOREVER

CAMBRIDGE PAVINGSTONES AND WALL STONES

Half & Full Pallets of **NATURAL WALL STONE**
Salmon Ridge • Antique White
Tumbled Colonial Bluestone
Colonial Grey • Colonial Lilac
PA Moss • Glen Meadows Field Stone
Sunrise Valley Blend

Cub Cadet

SOLID STRENGTH. UNMATCHED PERFORMANCE.

AVAILABLE ONLY AT YOUR CUB CADET DEALER

XT2. LAWN TRACTORS
Available only at your locally owned Cub Cadet dealer, the XT2 Enduro Series™ delivers high levels of performance, power, comfort and convenience.
• Deluxe Hydrostatic Transmission allows for smooth and simple operation. There's no shifting; just push a pedal and go.
• Corrosion defense system with e-coat for best-in-class protection.
• Incredibly responsive handling comes from new, optimized steering system for exact control and maneuverability.

THE INDUSTRY'S STRONGEST WARRANTY**
UNLIMITED HOURS. 5-YEAR CHASSIS AND FRONT AXLE. 3-YEAR POWERTRAIN.



XT2. LX42" LAWN TRACTOR
• 42" heavy-duty deck and 22 HP Kohler® V-twin OHV engine.
• High-output battery for optimal start in all weather.
• Twin-blade deck covers more ground.
\$1,699^{99*}



XT2. LX46" LAWN TRACTOR
• 46" heavy-duty deck and powered by Kawasaki® or Kohler® V-twin OHV engine.
• High-output battery for optimal start in all weather.
• Twin-blade deck covers more ground.
STARTING AT \$1,899^{99*}

V&C ACCESSORIES INC.
Lawn and Power Equipment
4095 Chestnut St. (Rt. 29)
Emmaus, PA 18049-1097
Phone: 610-967-5632

Subject to credit approval on a Cub Cadet credit card account. Not all customers qualify. Additional terms may apply. Please see your local Cub Cadet Dealer for details.
*Product Price - Actual retail prices are set by dealer and may vary. Taxes, freight, setup and handling charges may be additional and may vary. Models subject to limited availability.
**Limited warranty - 5-year chassis and front axle unlimited hours. 3-year and 4-year powertrain (engine and transmission) unlimited hours. Normal wear parts 30 days. For full warranty details, visit cubcadet.com or see your local dealer.
†As rated by Kohler, all power levels are rated at 3600 RPM per SAE J1940 gross. **EXCEPTIONAL FACTORY FINANCING AVAILABLE**
Specifications and programs are subject to change without notice. Images may not reflect dealer inventory and/or unit specifications. © 2005 Cub Cadet XT2_SPR_3x8_B&W

MULCH

BULK MULCH:
Black Dyed, Brown Dyed, Red Dyed,
Triple Shredded Hardwood,
Double Shredded Hardwood, Playground

BAGGED MULCH:
Black Dyed, Brown Dyed,
Red Dyed, Cedar,
Pine Bark Nuggets,
Cocoa Shells, Root Mulch

Fertilizer with Crabgrass Preventive
12,000 sq. ft. coverage **\$29.99** bag

DECORATIVE AND AGGREGATE STONE

Available in Bulk or Bags

DECORATIVE: Red Stone, White Stone, Upper Delaware, Pocono River Rock, Pearl Rounds, Carnation Pink, Telluride Blend
AGGREGATE: 1B, 2B, 2A Modified, #3, #4, R4
All 50 lb. Bagged Stone **\$3.50** bag

TOPSOIL

Screened Topsoil \$28.00 yd.
trixle load **\$430.00** delivered

Enriched Topsoil \$36.00 yd.

Mushroom Soil ... \$19.99 yd.

Miracle-Gro Soil Available



SALE Farfard Bagged Soil \$3.75 bag **SALE**
(Container Mix, Planting Mix, Potting Soil)

Landscape Designs by Katie
Call For Information

DELIVERY AVAILABLE

4 SEASONS Garden Center

Located on Rt. 222,
9005 Hamilton Blvd., Breinigsville
2 Miles South of Trexlertown
610-336-9566
HOURS:
Mon. - Fri. 8-6; Sat. 8-5; Sun. 10-2
www.4-seasonsgardencenter.com

Protect Pets To Keep Your Whole Family Safe

(NewsUSA) - Playing outside isn't just for the kids. Pets love exploring the backyard as well, and while letting Fluffy and Fido out may cut down on fur balls on the carpet, they could be bringing unwanted guests back inside.

The National Pest Management Association (NPMA) reminds homeowners to thoroughly check pets' fur for fleas and ticks after they've been out in the yard or at the park. These pet pests are known to spread diseases to both animals and humans, and can easily infest homes.

Fleas are a very common problem for cats and dogs. Excessive scratching and red bumps can be signs that your pet has fleas. What makes this pest a problem is the ease with which they can transfer to carpets, couches and even humans. They are also difficult to find because of how small they are and how fast they move. Fleas are an itchy annoyance, but they can also cause flea allergy dermatitis and transfer tapeworms. Though rare, fleas can even transmit bubonic plague if they've fed on an infected rodent.

Ticks do not spread as quickly as fleas, but they are known to transfer multiple serious diseases to humans and animals. Lyme disease is one of the most common illnesses spread by ticks and is now seen in people and animals in most regions of the United States. Pets can also suffer from "tick paralysis" if a female tick attaches near a pet's spinal cord.

It is important to look for signs of fleas and ticks, but pet owners can also prevent these pests with a few tips.

- * Keep the lawn cut short, and gardens maintained. Fleas and ticks often hide in tall grass waiting for a host to walk by.
- * Groom long-haired pets to prevent pests from latching on. Shorter hair is also easier to comb through to look for pests.
- * Look out for skin irritations or changes in behavior that might signal an animal is sick.
- * Talk with a veterinarian to see whether preventative medication is recommended for your pet.

If you suspect your home has an infestation of any type of pest, be sure to contact a licensed professional to identify and recommend a course of treatment. You can find a professional in your area by visiting www.PestWorld.org.

B. Young
Asphalt Paving and Sealcoating
Save 15% Now
484-486-0282
 • Driveways • Parking Lots • Hot Crack Repair • Gravel

LORI'S LAWN SERVICE

Lawn Service Available For Weekly Needs, Short Term or 1-Time Clients

- Spring Cleanup
- Weed & Feed
- Repair Plow Damage
- Mulching
- Trimming

Residential & Commercial
CALL LORI FOR FREE ESTIMATES 610.401.6568

Watering Tips To Produce Healthy Lawns

Summer is a season for landscaping, and homeowners who live in regions that get especially hot in the summertime often worry that their lawns won't make it through the dog days of summer looking lush. But lawns don't have to succumb to the sizzling summer sun. Oftentimes, the right watering strategies can help homeowners nurse their lawns through the hottest months of the year, ensuring the lawns make it to autumn looking as green as they did back at the height of spring.

- Reconsider when you're watering. Come summertime, homeowners may want a glass of water at high noon, when temperatures seem to be at their hottest. But you and your lawn are different, so the best time to satiate your thirst is not necessarily the best time to water your lawn. Watering in the middle of the day is often ineffective, as water tends to evaporate quickly in the afternoons when temperatures are peaking. Nighttime watering can contribute to the growth of fungus, which can create an entirely new set of

headaches for homeowners. Morning watering sessions tend to be most effective during the summertime, as temperatures tend to be cooler in the morning, leading to less evaporation. Less evaporation means all that watering isn't going to waste.

- Reconsider your sprinkler. If you can't afford an in-ground irrigation system, which many landscaping professionals feel is the most effective and efficient way to water a lawn, then you likely will rely on a sprinkler to keep your lawn looking lush through the summer months. When choosing a sprinkler, look for one that shoots water out horizontally as opposed to vertically. A vertical sprinkler system is more vulnerable to wind and evaporation than one that shoots water out horizontally, so make sure your sprinkler system is sending water into your lawn and not into summer breezes.
- Avoid overwatering. How much water your lawn needs in the summertime depends on a host of factors, including where you live and how often rain falls in that region. Overwatering can

Lawn & Garden

GRASS SEED

GREEN TURF SUNNY
 25 LBS.\$75.00
 3 LBS.\$10.35

GREEN TURF SHADY
 25 LBS.\$75.00
 3 LBS.\$10.35

LANDSCAPERS
 25 LBS.\$51.75
 2-1/2 LBS.\$6.11

SUN & SHADE
 25 LBS.\$73.13
 3 LBS.\$10.13

NEW LAWN
 25 LBS.\$58.88

STRAW (Barley)
 APPROX.
 38 LB./BALE. . .Market Price

GARDEN/LAWN

LIME, PELLETIZED
 40 lbs. \$4.95

LIMESTONE
 (garden or lawn)
 50 lbs. \$3.60

10-20-10 FERTILIZER
 (50 lbs.) \$16.25

10-10-10 FERTILIZER
 (50 lbs.) \$13.33

DISCOUNTS ON QUANTITY PURCHASES!

~ COUPON ~

\$5 OFF

Purchase of \$25.00 or more of Grass Seed and Fertilizer

Good only at F.M. Brown's Sons, Inc. FLEETWOOD LOCATION ONLY
 EXPIRES 5-30-15

F.M. BROWN'S SONS, INC.

FLEETWOOD, PA
 PH: 610-944-7654
 www.fmbrown.com

Monday thru Friday
 7:30 AM to 5:00 PM;
 Saturday
 7:30 AM to 12:00 Noon



promote the growth of fungus and adversely affect your lawn's root system, making it difficult for roots to grow deep. Speak with a local landscaping professional to determine how often you should water your lawn each week.

- Strategically position your sprinklers. When choosing where to put down your sprinklers, hook them up to your hose, turn them on and then watch to see where the water is going. Areas that exposed to sun are most in need of water, so make sure the bulk of your water isn't going to shaded areas beneath trees. In addition, make sure you aren't wasting water on sidewalks, patios and driveways. Sprinklers should be positioned so none of the water they're shooting out is landing on surfaces that don't need water. It sounds simple, but too often homeowners drop their sprinklers down, turn them on and then walk away without waiting to see where the water is landing. Position sprinklers or adjust sprinkler heads so all the water is landing on your lawn. Keeping a lawn lush and green at the height of summer requires homeowners to adopt effective strategies. Such strategies can make the difference between a lush landscape and one that succumbs to summer heat.

Poorly placed sprinklers that shoot water out onto driveways and other surfaces that do not need water can rob a lawn of water it desperately needs when temperatures climb in the summertime.

TALL TIMBERS NURSERY

Mon.-Fri. 8 AM-6 PM; 4187 Huckleberry Rd., Allentown, PA 18104 • 610-395-1544
 Sat. 8 AM to 4 PM; talltimbersnursery.com
 Sun. 11 AM-4 PM

COMPLETE LANDSCAPE CONTRACTOR PLANTING & DELIVERY AVAILABLE

Come and Browse Our 5+ Acre Nursery Full of Deciduous, Evergreens, Flowering & Unusual Trees, Shrubs, Perennials & Water Plants

Complete Garden Center with Pond Supplies Liners & Fish

We have a large selection of Garden Tools, Fertilizers & Sprays with a Friendly Professional Staff

Stop In and See Our Newly Added Fountain Display and POWER EQUIPMENT OF TANAKA TRIMMERS, BLOWERS & CHAIN SAWS

Along with Columbia Zero-Turn Tractors, Tillers & Mowers

Annual OPEN HOUSE May 1, 2 & 3
 10% Off All Container Plants, Shrubs & Trees

MANY SPECIALS AT THIS TIME! \$1.00 Off All Bulk Mulch & Topsoil

Buy a 50", 54" cut select Columbia Zero-Turn Mower and get a FREE straight shaft trimmer this weekend

Tanaka Leaf Blower \$149.99 ALL TRIMMERS & SAWS ON SALE

DOOR PRIZES GIVEAWAYS
 • Food
 • Tammy's & Cindy's Homemade Desserts

Cub Cadet

Z-FORCE® LZ COMMERCIAL SERIES

TANK™ SZ COMMERCIAL SERIES

Z-FORCE® LZ SERIES

RZT™ S SERIES

CONSUMERS DIGEST BEST BUY

CUB CADET RZT-S 42/46/50/54

THE STRONGEST LINEUP. ZERO DOUBT.
 AN UNBEATABLE COMBINATION OF LAP BAR AND STEERING WHEEL MODELS, INNOVATIVE FEATURES AND OUTSTANDING OFFERS MAKE CUB CADET THE SMART CHOICE IN ZERO-TURNS.

RZT S 42
 Four-Wheel Steer Zero-Turn Riders
 • 22 HP Kohler® 7000 Series V-Twin OHV Engine
 • 42" RevTEK Mowing Deck with Dual ZT-2200 Dual Hydro-Gear
 • A Consumer's Digest Best Buy
SALE PRICE: \$2,699^{99*}

XT2 LX42 KH
 Lawn Tractor
 • 22 HP Kohler® 7000 V-Twin OHV Engine
 • 42" Mowing Deck with Manual PTO
 • Foot Pedal Auto Hydrostatic Drivetrain
SALE PRICE: \$1,699^{99*}

XT3 GSX
 Garden Tractor
 • 25 HP Kohler® Command Engine
 • 42", 48", 50", 54" & 60" Mowing Deck Options
 • Foot Pedal Auto Shaft Drive Drivetrain
STARTING AT: \$5,099^{98*} with 42" mowing deck

ECKROTH EQUIPMENT COMPANY
 www.eckrothequipment.com

1813 Chestnut Street, New Ringgold, PA 17960
 570-943-2131
 4910 Kernsville Road, Orefield, PA 18069
 610-366-2095

(1) SUBJECT TO CREDIT APPROVAL ON A CUB CADET CREDIT CARD ACCOUNT. NOT ALL CUSTOMERS QUALIFY. ADDITIONAL TERMS MAY APPLY. PLEASE SEE YOUR LOCAL CUB CADET DEALER FOR DETAILS.
 * Product Price — Actual retail prices are set by dealer and may vary. Taxes, freight, setup and handling charges may be additional and may vary. Models subject to limited availability. As rated by Kawasaki, horsepower tested in accordance with SAE J1995 and rated in accordance with SAE J2723 and certified by SAE International. As rated by Kohler, all power levels are rated at 3600 RPM per SAE J1940 gross. Built using the highest quality components sourced locally and globally.
 The Best Buy Seal and other licensed materials are registered certification marks and trademarks of Consumers Digest Communications, LLC, used under license. For award information, visit ConsumersDigest.com.

MEADOW VIEW FARM

OPEN 9 A.M.-6 P.M.
 CLOSED SUNDAY

NOW AVAILABLE FRUIT TREES

Semi Dwarf - Bare Root or Potted

APPLE Red Delicious Gold Rush Cortland Empire McIntosh Jonamac Liberty Stayman Winesap Arkansas Black Fuji Honeycrisp Gala	SWEET CHERRY Self-Pollinating White Gold - Yellow Black Gold Lapins Kristin (needs pollinator) SOUR CHERRY Montmorency Jubileum PLUM Needs Pollinator Methley Shiro Stanley	PEAR Needs Pollinator Bartlett Bosc Moonglow PEACH Self-Pollinator Red Haven Loring Blushing Star - White Galaxy - Donut Peach APRICOT NECTARINE
RASPBERRY BUSHES Black Jewel Red Lauren Red Heritage Yellow Anne	BLUEBERRY PLANTS Early Blue Blue Crop Blue Ray Patriot	STRAWBERRY PLANTS Early Glow Honeoye Jewel Allstar

**GRAPE PLANTS - ASPARAGUS ROOTS
 RHUBARB PLANTS**

371 Bowers Road, Kutztown, PA 19530 610-682-6094
 SOUTH ON NOBLE ST., LEFT ON BASTIAN RD.



1 FAMILY

DEERE SEASON
\$1,000 off¹
OR
0% APR for 60 Months¹
AND \$500 off² with purchase of 2 implements

- 22.1-23.9 engine hp³ (16.5-17.8 kW)
- Exclusive AutoConnect™ Drive-over Deck
- Hydro transmission with easy Twin Touch™ pedal control
- Standard four-wheel drive and power steering

THE "WHY" IS EASY. THE "WHEN" IS NOW.



2R SERIES
\$1,000 OFF¹ OR 0% APR FOR 60 MONTHS¹ & \$500 OFF² WITH THE PURCHASE OF 2 IMPLEMENTS

3R SERIES
0% FOR 60 MONTHS¹ & \$500 OFF² WITH THE PURCHASE OF 2 IMPLEMENTS



Big Green Egg
The Ultimate Cooking Experience™

Large Egg
\$599

For All Your Household Needs...
GENERAC LP5500
Portable Propane Backup Power



\$799 5500 Watts
20 or 30 Lb. Tank

• Available - gasoline may not be available during a power outage and gas pumps don't work without electricity.

Stop By Today! Let us help & show you how to save precious dollars on heating expenses.

We Carry
Bradford White
Water Heaters



New!
Propane
\$175.00
100 Lb. TANK - Filled

Eddinger Propane is the place for the BEST PRICES & BEST SELECTION

EDDINGER SINCE 1890
LP Gas, Inc.

610-845-2091
www.eddinger.info
1619 (Rt. 100) Bally, PA

Keys Made

AUTHORIZED SERVICE CENTER

Everday Low Prices
Mon. thru Fri. 7:30 - 5:30;
Sat. 8:00 - 12:30



JOHN DEERE SPRING HAS SPRUNG!
1000 SERIES UP TO 4000 SERIES

WE ALSO HAVE LAWN & GARDEN TRACTORS IN STOCK.
Come in and test drive to see what works best for your property.

Kermit K. Kistler, Inc.
7886 Kings Hwy/Route 143, New Tripoli, PA 18066
610-298-2011 • kinc@ptd.net • www.kermitkistler.com
Hours: Mon. - Fri. 8 am to 5 pm; Sat. 8 am to 12 pm






Offers valid until April 30, 2015. *0% APR for 60 months on 1 Family, 2R and 3R Series tractors. Financing subject to approved installment credit with John Deere Financial; some restrictions apply, so see your dealer for complete details and other financing options. Of \$1,000 off in lieu of financing on 1 Family and 2R Series. ²\$500 off with purchase of two John Deere or Frontier implements. ³Manufacturer's estimate of power (ISO) per 97/68/EC. John Deere's green and yellow color scheme, the leaping deer symbol and JOHN DEERE are trademarks of Deere & Company.

Did You Know?

Damage to a lawn may be indicative of various problems. Everything from insects to rodents to the family pet may be responsible for causing burnt patches, holes and other eye-sores. Getting to the bottom of the problem is the first step in remediation. Burning and discoloration of the lawn is often a result of high concentrations of dog urine pooling in one area. Diluting the urine by hosing down areas of the lawn can clear up many problems. Birds, raccoons, skunks, moles, and other rodents may feed on grubs that reside just under the thatch of the lawn, and animals may tear up lawns in search of this delicacy. Treating the grub problem usually alleviates dam-



age caused by animals. Mole crickets are another common lawn destroyer. These insects resemble crickets, but they burrow beneath the turf to feed on plant roots. The mole crickets can push up channels of turf as they burrow, exposing roots to the elements and causing the grass to die. Getting rid of the insects can revitalize the lawn.



HAWK VALLEY
LANDSCAPE MATERIALS

www.hawkvalleyfarm.com

Premium Soils and Mulches

- ★ Quantity Discounts
- ★ You Pick Up or We Deliver

152 Pine Creek Road, Kempton, PA 19529
610-756-6259

Spring Checklist For Home And Lawn Care

(NewsUSA) - Whether you're considering the resale value of your home or are simply resigned to doing maintenance projects to keep your house in good condition, your lawn and garden could certainly benefit from some TLC of the home- and lawn-improvement variety this spring.

The exterior of your house commands most first impressions, and even mild winters inflict seasonal damage. If you don't know where to start, a home-improvement project checklist may help. Consider the following lawn- and garden-maintenance tips from home and garden experts at HGTV and MarthaStewart.com:

- * Remove piles of dead leaves from the lawn. Not only will your grass grow greener, a clean lawn helps maximize fertilizers and pesticides. Don't make the mistake of fertilizing your grass too early though. April is the general benchmark; any sooner might result in yellow spots and dried-out patches of grass.
- * Check gutters for leaks and debris. Loose gutters cause improper drainage, so water can collect in basements and crawl spaces. Downspouts should point away from the foundation of the house and must be clear of all debris.

- * Start a roof fund. It's a good rule of thumb to check your roof for rotted, buckled, loose or missing shingles after winter because summer sun will only worsen the damage. Since roof maintenance is so expensive, it's also smart to start a fund before you need it.
- * Remove piles of wood or debris stacked near the home. Firewood should be kept far away from the foundation, and stacked 18 inches off the ground. These preventative measures help keep insect pests from exploring your home.
- * Don't strain yourself, and stay hydrated. This might be the first time you've done any heavy lifting or spent hours in the sun for months. Remember to drink plenty of fluids, take breaks and stretch your muscles. If you suffer from backaches and muscle strains, keep some relief like Absorbine Jr. (www.absorbinejr.com) on hand. Its herbal ingredients and uncanny ability to ease muscle and back pain make it a must-have for yard work.
- * Call a professional to clean your AC unit. Heating and cooling experts recommend an annual servicing since clean coils work more efficiently. When the summer's blazing heat drives you indoors, your family will appreciate having an AC operating at peak levels.

3 Tips to Grow a Bold, Beautiful Backyard

(NewsUSA) - It's time to start heralding the outdoors by beautifying the backyard. So, don the appropriate garments, grab some tools and turn your backyard into something ideal for entertaining.

Families love to spend time outdoors -- especially if they have a pool, patio or deck -- so take the time to administer some TLC to the lawn, pool, patio and garden.

The following tips will help you get the most out of your backyard:

1. Grow some privacy. Depending on the size of your backyard, consider installing a fence, arbor, pergola, row of bushes, trees or hanging vines to shelter your property from the neighbors. This helps make gatherings more private and gives your lawn a "secret garden" feel. Plus, a fence, trellis or arbor can offer a wind-break and much-needed shade -- both of which can be key for pools. Flowering vines like trumpet vines, clematis or morning glory attract butterflies and hummingbirds.
2. Get cozy outdoors. If you have unused deck space, create a family-friendly area perfect for entertaining outdoors: cook-outs, lounging, games or parties. All you need is some inexpensive patio furniture -- clusters with chairs and a sofa -- and small tables for surface space. To make it really cozy, add some brightly colored throw pillows and potted plants.
3. Simplify pool maintenance. Family pools tend to make the best summer parties, but all investments include maintenance. Adding a pool cover can



reduce pool heating costs by 50 to 70 percent. Or if your pool has problems with cloudy water or chlorine levels, BioGuard's new Pool Tonic removes phosphate and many other unwanted contaminants for beautiful water that is easy to maintain and enjoy. For complimentary water testing, bring a sample of your pool water to any BioGuard dealer, and receive the right prescription for your pool. Visit www.bioguard.com to find your nearest dealer. Another option to reduce the complexity of pool maintenance is BioGuard's Smart Shock. This multi-functional formula combines key elements of pool care into one easy-to-apply product. Smart Shock requires no mixing or predissolving, and you can re-enter the pool in as little as 15 minutes.



Two Guys Plumbing
Heating & Cooling, Inc.
HIC #PA005569

Specializing in All Types of Plumbing, Heating, Cooling, Electrical Service & Hookups For All Types Of Generators

- 28 YEARS EXPERIENCE
- LICENSED AND INSURED
- FREE ESTIMATES
- REMODELING
- NEW CONSTRUCTION
- SERVICE

61 PRICETOWN ROAD • FLEETWOOD, PA 19522
Pat & Rich **610-683-5465** Fax: **610-683-3296**



SR TRUCKING & EXCAVATING

PA77554

- Basement Waterproofing
- Septic Repair
- Shed Foundations
- Drainage Control
- Concrete Removal
- Hauling
- Pool Sand

Owner Operated Since 1997
Steven Rothenberger Jr. • 610.944.7048 • C: 610.587.7336
Fleetwood

e-Subscribe to the East Penn Valley or Northern Berks Merchandiser at: www.windsorpress.com

Explosion of Color!

Colorful Pansies
New Varieties Proven Winners
Geraniums
Hanging Baskets
Perennials
Creeping Phlox
Decorative Pots



New Supply of Mulch Has Arrived

"Quality At A Reasonable Price"
Come and Browse!
VALLEY VIEW
Greenhouse & Nursery
PARK ROAD (between Fleetwood-Blandon) LOOK FOR SIGNS
610-944-7062 MON.-FRI 9 AM to 6 PM; SAT. 9 AM-5 PM; SUN. CLOSED

Find The Best Method Of Treating Warm Weather Insects

Homeowners know that the arrival of spring also marks the re-emergence of insects. While not every insect is harmful, if an infestation grows considerably or if insects begin to move from the outdoors into a home, it may be time for homeowners to call in a professional.

The Entomological Society of America points out that homeowners cannot count on bitterly cold winters to help control the numbers of insects in their yards. Insect ecology is affected by various factors and is not solely dependent on temperature. Furthermore, what occurred one year certainly may not be repeated the next, as homeowners who have had various insect infestations in their yards can attest. One year a yard may be overcome with ants, while the next year it may suffer through an earwig infestation.

The first step homeowners looking to curtail insects in their yards can take is to determine if the insects they see are genuine threats to their lawns. Some bugs emerge and swarm early in the season, but then gradually disappear as spring turns into summer. Other insects may come out of hiding if a homeowner is doing a lot of yard work or construction around a house. Practice a wait-and-see approach to determine if you really have an insect problem or just have stirred up activity.

Homeowners also must decide if it is bearable living with the insects. If insects are not doing any damage or if they can be controlled relatively easily, then you might be able to avoid calling in the professionals. However, if critters like termites and certain species of wood-eating insects are invasive and damaging your yard, you may need to take action.

Anyone concerned with the side effects of pesticides and insecticides can first try to remedy the problem naturally. Sometimes it's just a matter of

Imagine what the Pioneer could build for you...

Exceptional Quality Post Frame Buildings...



STOCK BUILDING PRICES

Ask about financing for your building!

24' W x 24' L x 8' H\$6,250
24' W x 32' L x 10' H\$7,500
24' W x 40' L x 10' H\$8,500
30' W x 32' L x 10' H\$8,500
30' W x 40' L x 10' H\$9,500
30' W x 50' L x 12' H\$14,500
36' W x 48' L x 10' H\$13,500
36' W x 48' L x 12' H\$14,500
40' W x 60' L x 12' H\$17,500
40' W x 60' L x 14' H\$19,500
40' W x 80' L x 14' H\$25,500
50' W x 96' L x 12' H\$31,500
50' W x 96' L x 14' H\$33,500
60' W x 96' L x 14' H\$42,500
60' W x 96' L x 16' H\$44,500

Prices Include (1) Overhead Door, (1) Entry Door, Delivery, Tax, Materials & Labor.

Many Other Sizes & Building Options are Available.



Pioneer Pole Buildings, Inc.

716 South Route 183, Schuylkill Haven, PA 17972

PA: PA001577 NJ: 13VH00797400 MD: 121132 DE: 2001105056 VA: 2705128610 WV: WV043315

Call for your **FREE Quote Today!**

PPB1.com • 888-448-2505



MIGHTY MAC

- Leaf Shredder-Chippers
- Hammermill Shredder-Chippers

Reduce leaf mass, bag if desired.
Chip branches into mulch for attractive bedding.



Bring in a sample of your yard debris and demo a Mighty Mac today!

GO Green! • GO Organic! • GO Mighty Mac!

CANNS-BILCO
OUTDOOR POWER EQUIPMENT

125 E PENN AVE ALBURTIS PA 18011
610-966-2001
www.canns-bilco.com

making a yard less hospitable to insects. Remove leaves and clean up debris close to the house, as these can both encourage infestations. Piles of rotting wood or leftover firewood can be a food or shelter source for a number of insects. Inspect water spigots for leaks and improve suspect drainage on your property, as these things can be welcoming to bugs that like moist surroundings. Remove standing water whenever possible to eliminate spots for mosquitoes to incubate larvae.

Natural remedies also may do the trick. Mint, bay leaves, catnip, and garlic can repel insects like roaches and ants. Citrus can be a natural flea deterrent. Some homeowners have had success planting marigolds

around their yards to serve as a natural bug repellent because the flowers produce a scent that many insects find repulsive. Thai lemon grass plants also can be used to keep mosquitoes at bay. Remember, natural predators, such as birds, bats, spiders, and larger insects, feed on nuisance bugs. Keeping these helpful predators around may be an effective and natural way for homeowners to control annoying pests.

If an insect problem seems out of control or if you need a professional opinion about the damage being done to your home or landscape, consult with an exterminator. Licensed exterminators have the training and expertise to assess insect concerns and create a plan of

action that will minimize the risk to inhabitants of your home and nearby wildlife. An exterminator will know what it takes to treat insects and maximize the chances of removing the problem promptly and effectively. Warm weather is synonymous with many things, including the return of insects. Homeowners may be able to treat unruly bugs on their own, but especially problematic infestations may require the help of experienced exterminators.

SPRING LAWN & GARDEN



RELAX...

LET US TAKE CARE OF YOUR LAWN THIS SUMMER


Receive a **FREE MOWING** with a one-year contract.

See Creekside For More Details.

CREEKSIDE
Property Services Inc.

- Mulching
- Weekly Lawn Care
- Spring and Fall Cleanups
- Landscaping and Hardscaping
- Water Gardens
- Core Aeration
- Shrub and Tree Care
- New Lawn Installations





Call for your **FREE Estimate Today!**
(610) 683-5849 (office)
(484) 955-9863 (cell)
PA #033098

Five Steps to Fresh Herbs Year-Round

(NewsUSA) - No matter what the season, you can spice up your cooking with fresh herbs from your very own garden. Container gardening is easy, whether you're a novice gardener or a seasoned pro, and it's a fun way to add flavor to your dishes.

Thanks to their ease of planting, portability and low maintenance, container gardens are one of the fastest-growing trends in gardening. With a little help starting out, you can bring a little life into your kitchen in no time.

Here are five easy steps to fresh, healthy herbs:

1. Select the right container. The type and size of your container are important. The container options are endless, so feel free to be creative. Depending on how many plants you want to grow, it will need to be large enough so that root growth is not restricted. Just remember that adequate drainage is your key to success.
2. Start with seeds or existing plants. There are a few options to get your container garden started, and it's simpler than you may think to get your plants growing. You can either plant from seed or cut a portion of your outdoor plants. Seeds generally germinate within a week, and many outdoor plants will rebound quickly by simply removing two-thirds of their top growth.
3. Choose a good growing medium. Whether you choose to use a commercially prepared artificial mix or a potting soil

mixture, it's important that the content is nutrient-rich. Growing plants require nutrients to reach their peak, and the correct balance may not be found in your local soil.

4. Give it adequate sunlight. Your container garden needs at least five hours of direct sunlight. If window lighting is not an option, fluorescent lighting can also work well.

5. Feed and water regularly to keep plants healthy and happy. Container plants can often run out of food quickly since their roots can't expand to find nutrients. At planting time, mix controlled-release fertilizer granules into the soil mixture, or apply a diluted liquid fertilizer with every other watering. But remember that nutrient needs vary with plants, so check each herb's requirement. And don't forget about water; if the soil feels dry, it's time to water.

(NewsUSA) - Americans love having backyards for planting gardens, holding outdoor parties and giving children a safe place to play outdoors. But some homeowners find themselves with less-than-ideal backyards. Maybe the backyard slopes too much for a picnic table. Maybe the home's in an arid area, where green grass requires expensive irrigation.

For many homeowners looking to improve their backyards, concrete masonry might provide an unexpected, inexpensive solution.

Concrete can mimic any surface, like stucco, European cobblestone or aged slate, allowing concrete landscaping to blend into any area alongside any style of home.

Concrete masonry proves both stylish and durable. Unlike wooden decks, concrete structures require no upkeep and



7209 Kernsville Road
Orefield, PA 18069

610-395-3318

www.stonehavensupply.com

EP HENRY

Values that Endure™

Concrete Landscapes Build Greener Gardens

don't succumb to termites, mold, rot, weathering or other problems.

One couple replaced their wooden deck with a concrete patio, then found themselves with an insect-free backyard.



"With the wood deck, it seemed like mosquitoes would breed and then come up and attack," said Melissa Werypy, who used concrete masonry to renovate her backyard. "We can now be outside until midnight, and mosquitoes aren't a problem."

Concrete masonry can build attractive desert landscapes, too. Some homeowners use water irrigation to grow green grass in arid regions. But irrigating a lawn costs money and wastes water, a precious natural

resource.

Homeowners can use segmented, concrete brick walls to build attractive driveways and terraced landscapes without growing grass. The landscape might not look green, but avoiding irrigation helps desert homeowners save the planet.

In steep yards without flat surfaces for planting herb or flower gardens, setting up tennis nets or supporting tables and chairs, concrete walls can make backyards more enjoyable.

Landscapers can build terraced, concrete brick walls that create level areas for patios, garden planters and extra seats during large parties. Concrete masonry can help control erosion and water drainage, too. For homeowners with problem backyards, concrete masonry can provide an inexpensive, durable and attractive way to make landscapes both people- and eco-friendly.

For more information about concrete masonry, visit www.ncma.org.

Create An Outdoor Resort In Your Backyard

(NewsUSA) - This year, many people will spend vacations at home instead of traveling. According to the American Lighting Association (ALA), with a few updates to your outside lighting, you can enjoy a mini vacation at home. Believe it or not, it's easier and less expensive than you might think to transform your existing patio, deck or pool area into a lovely retreat. Rather than buying a costly designer patio set or lounge chairs that will lose their luster by next season, invest in a new lighting scheme that will enhance your existing outdoor furniture and amenities.

"Creating a beautiful landscape doesn't have to be expensive," says Rick Wiedemer of Hinkley Lighting. "A few well-placed, low-voltage path or accent lights can make a huge impact on a well-manicured landscape." No lawn is too small. "Even modest homes or those with limited yards or gardens can benefit," he says.

All that is needed are some basic tools, a transformer (which reduces standard 120-volt household current to the safe 12-volt level), outdoor low-voltage copper cable and low-voltage lighting fixtures -- all of which you can find at your local ALA-member lighting showroom.

"The best thing about using low-voltage lighting outdoors is you don't have to do everything at once. I recommend purchasing

a transformer that is larger than you immediately need," says Lew Waltz of Philips Hadco. That way, when you are ready to install additional lighting, the larger transformer will already be in place and ready to handle the task. "You only pay for the energy consumed by the fixtures," says Waltz. "In other words, a 600-watt transformer that only has 200 watts of fixtures on it, uses 200 watts of energy, not 600."

When laying out your project, remember that a little light goes a long way outdoors. Consulting with a lighting professional at your local ALA-member lighting showroom can help you avoid making the common mistake of



too many fixtures in one area. To find more information about lighting all areas of your home, go to www.AmericanLightingAssoc.com.



New XT2™ ENDURO SERIES™

POWER AND PRECISION FOR BIGGER CHALLENGES.



STARTING AT: **\$1,699⁹⁹*** **days**

XT2 GX54 WITH FABRICATED DECK — **\$3,299⁹⁹***

- Industry's strongest warranty** - 3-year unlimited hours (includes Powertrain) and 5-year chassis & front axle warranty, plus limited lifetime warranty on fabricated deck shells

Equipped with premium Performance Package features you'll only find at your Cub Cadet dealer:

- Tackle the tough jobs with powerful professional-grade Kawasaki® or Kohler® V-twin engines
- Advanced, heavy-duty ball-type front wheel bearings for increased durability and smooth operation
- Premium Multi Trac tires with advanced tread for sure-footed traction
- High-output battery for optimal starting power, even in cold weather
- Added protection with front bumper (on select models)
- Armrests for additional comfort (select models)

RZT® S SERIES

FOUR-WHEEL STEER ZERO-TURN RIDERS

STRENGTHENING THE ZERO-TURN EXPERIENCE.

- The ease of steering-wheel control with the stability of four-wheel steering thanks to patented Synchro Steer™ technology—award-winning innovation pioneered by Cub Cadet
- New muscular cutting system for breakthrough bagging performance, durability and the beautiful Cub Cadet Signature Cut™
- 42", 46" and 50" heavy-duty stamped decks or 46" and 54" fabricated decks featuring exclusive tunnel design for best-in-class performance
- 3-year/120-hour limited residential warranty***



STARTING AT:

\$2,699⁹⁹*



PRESSURE WASHERS

- Ideal for washing siding, decks, driveways and prepping surfaces for new work
- Heavy-duty contractor grade, efficient long-life pump
- Quick Connect system for an easy start to the job



Price Starting at **\$499.99**

SIGNATURE CUT™ SERIES

Push Lawn Mowers

- Get great results for small to medium-sized yards
- Remarkably simple adjustment thanks to dual-lever 6-position cutting height adjustment
- Beautiful results of the Cub Cadet Signature Cut™ for a professional quality cut every time
- Sure Start Guarantee® that promises the mower will start in 1-2 pulls.



MAXATAWNY
AUTOMOTIVE CENTER, INC.

15320 Kutztown Road, Kutztown, PA 19530 (Next to Weis Markets) **610-683-9460**

Celebrating 20 Years Serving The Community

Buildings For All Your Needs

Commercial, Residential and Agricultural



Designed and Custom Built by

MARTIN CONSTRUCTION COMPANY



Call Us For Your Next Building Project
We Can Help You With All Phases: Design, Site Work, and Building Construction.
"Designed & Built With Care For Over 35 Years."

www.martinconstructionco.com
Fleetwood, PA 610-683-6120

pa 8177

WOODS front-mount ZERO-TURN MOWER



Versatility and Productivity at an Affordable Price

Available with your choice of three mower decks and five attachments

The new FZ22K lets you tackle more than mowing when maintaining your property. Along with the premium mowing features you expect from Woods, the FZ22K gives you the power to be more productive when sweeping debris, collecting leaves, pushing dirt and blowing snow.

Pikeville Equipment, Inc.

521 Oysterdale Road, Oley, PA 19547
610-987-6277 Fax: 610-987-3607
www.pikevilleequipment.com

• E-mail: general@pikevilleequipment.com
 We accept Visa, MatserCard, Discover & AMEX

Hours:
 Mon. - Fri. 7:30 am - 5:00 pm
 Sat. 7:30 am - 12 pm



Come see what's blooming.

PHENOMENAL SELECTION FOR ALL YOUR FLOWERING & GARDENING NEEDS
BEST SELECTION IN BERKS

- Quality Plants • Grown On The Premises
- New & Unusual Varieties • Flowering Bags

FOR THE HOME GARDENERS

- 22 Varieties of Pepper Plants including Ghost
- 17 Varieties of Tomato Plants
- Hanging Tomato Baskets
- Beat Your Neighbor Tomato Plants
- 1000s of Herbs
- Perennials
- 1000s of Hanging Baskets



TEMPLE GREENHOUSE

4821 8th Ave., Temple, PA 19560 • 610-921-0791
 Hours: Open Sundays 10-3; Mon.-Sat. 9-5 Call for extended spring hours

Outwit The Squirrels

(NAPS) - Bird feeding can be a fulfilling hobby, if you know how to outsmart a clever squirrel who's eating your birdseed. These tips can help:

- 1) Baffles: Install baffles, at least 15 inches wide and sloped, between the top of the feeder and its hanger on a hanging feeder or between the ground and the feeder for feeders on posts.
- 2) Spinners: String spinners on a horizontal line.
- 3) Location: Mount bird feeders on a smooth metal pole at least six feet high and prune any branches within a 12-foot radius.
- 4) Feeders:
 - Metal Feeders help minimize the damage from hungry squirrels.
 - Wire Cages placed around a bird feeder will keep squirrels out and allow smaller birds to continue feeding but prevent larger birds from accessing the feeder.

- Slammer Feeders designed with doors triggered by a large bird's or squirrel's weight close and hamper access to seed.
- Interactive Bird Feeders such as the Squirrel Boss Bird Feeder. This humane and effective squirrel-proof bird feeder has a remote control operated by you from inside your home that gives the squirrel a harmless static shock correction that "tingles" but doesn't hurt the squirrel in any way. For more information, visit www.squirrelboss.com or call (888) 476-9499.
- 5) Seed: Squirrels are less enticed by nyger, millet, safflower, canary and canola seeds. Adding capsaicin to birdseed can also deter squirrels. To keep squirrels out of your bird feeder, remove debris and spilled seed from the ground around the feeder that could be attracting them.



Fleetwood Building Block, Inc.

CERTIFIED SALES PEOPLE AND STAFF TO HELP WITH YOUR PROJECTS.
 240 West Main St., Fleetwood, PA 19522 Ph.: 610-944-8385 • Fax: 610-944-0827
 Online: www.fleetwoodblock.com



We Sell **Techo-Bloc** Retaining Walls • Patio Blocks & Pavers • Ponds & Wallstones



Control Crabgrass for as little as 4¢ per sq. ft.
 Lime your lawn for as little as 3¢ per sq. ft.
 Revitalize your lawn (Lime, fertilizer, & seed) for as little as 29¢ per sq. ft.

\$50 Rebate on Scotts 4-Step Annual Program (of 15,000 SQ FT)
 Crabgrass Prevention - Scotts Turf Builder with Halts in Stock
 Lebanon Proscapes with Dimension 50lb Bag
LARGEST SELECTION OF GRASS SEED IN THE VALLEY
 Seed-Aide, Penn Mulch, and Traditional Straw
 Spreader rentals at no cost with select lawn care purchases or \$20 Rebate on Scotts SNAP spreader

OUR NEW STORE DEPARTMENT!!!



CREATE YOUR OWN FARM-TO-TABLE EXPERIENCE AT HOME
 We have everything you need to keep your garden ORGANIC with
 USDA Certified Organic Seeds and Starter Plants, Fertilizers, Organic Seed Starter
 Soil, Peat Pots, AND even Greenhouse Kits with grow lights and heating mats!

FOR THE LITTLE ONES...we have brought in Melissa & Doug's Sunny Patch line of
 brightly colored tools and accessories perfect for our little helpers!!!

CREATE YOUR OWN FAIRY GARDEN with Our Selection of Fairies, Gnomes, Sand,
 Decorative Stones, Statuary, Furniture, Wishing, Wells, Fencing, and more...

BEAUTIFY YOUR HOME with Flowering Shrubs, Bedding Plants, Annuals, Perennials,
 Tropicals, Hanging Baskets, Summer Bulbs, and Welcome Mats!!!

LARGEST SELECTION OF POTTERY IN THE LEHIGH VALLEY FEATURING
 Campania, Burley Clay, Elho, Patapsco, Main Lime and more...

POND SUPPLIES: TETRA POND & IKUKOI KICHI Fish Feed, Pond Pumps, Netting,
 and more...

NEW SELECTION OF ALL YOUR GARDENING NEEDS including Hats, Gloves,
 Footwear, Tools, Hoses, Watering Cans, Sprayers, Wands, Soil Testing Kits,
 Rain Gauges, and more...



Herbein's
 GARDEN CENTER

4301 Chestnut Street, Emmaus
 610.965.9585 • herbeins.com
 In the Lehigh Valley Since 1974