

**See the 2022 Color
Collection of the Year
on page 9**

Fall Home AND Garden

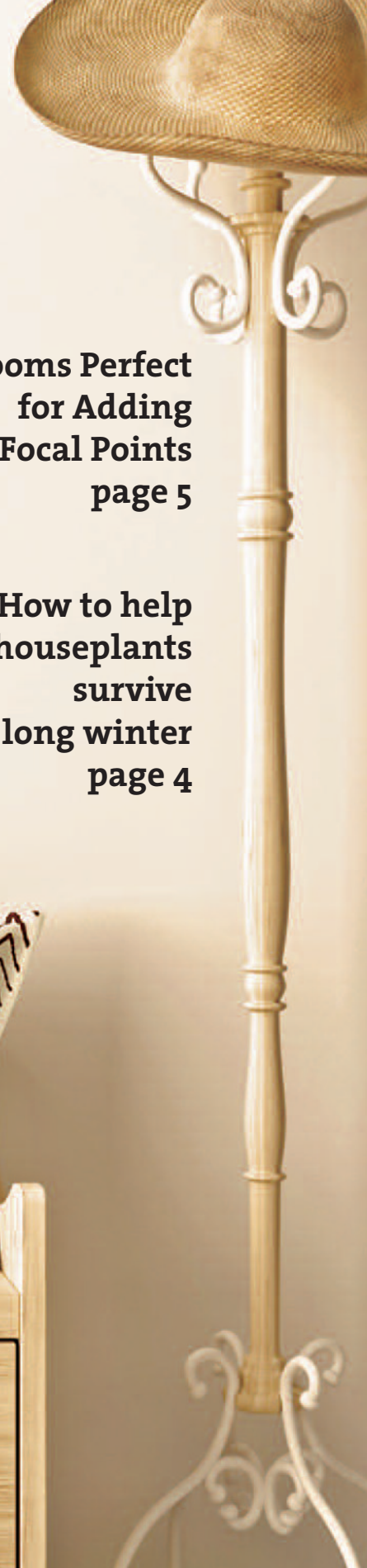
A Special Advertising Section to
THE MORNING JOURNAL

www.MorningJournal.com

Wednesday, September 22, 2021

**3 Rooms Perfect
for Adding
Focal Points
page 5**

**How to help
houseplants
survive
a long winter
page 4**



How to pick paint for home interiors

Many components combine to define a home's interior. Some homeowners may be partial to certain styles, such as ultra modern or farmhouse, while others may opt for a more traditional look that cannot necessarily be categorized as one style or another. Though many homeowners may spend considerable time and devote a lot of energy to making their home embody a certain style, those who aren't willing to commit to a particular look can lean on one component to make a stylish statement all

their own: paint.

Color can be a part of every homeowner's design arsenal. Bold colors can be used to create a stunning accent wall, while homes with open concepts often utilize color to define rooms. Homeowners who want to revitalize their home interiors can do so with paint, and this approach doesn't require homeowners to commit to a whole new design style.

Though paint may seem simple to novices, homeowners who have painted home interiors in the past rec-



See the 2022 Color Collection of the Year on page 9

ognize how complicated the process of picking paint can be. Paint retailers have a seemingly endless swatch of paint colors to choose from, and before long homeowners heads may be spinning as they try to narrow down their options. The following tips can help homeowners pick the perfect paint for their home interiors.

- Take stock, and photographs, of your current furnishings. Many interior designers rely on a simple technique when recommending color schemes to their clients. Choose a standout color from existing furnishings, such as the dominant color from a patterned decorative pillow or piece of furniture, and then look for the same shade to paint the walls. A photograph of the item can be handy



when visiting the paint store.

- Lighten colors as you go up. The home renovation and design experts at HGTV recommend picking darker color values for the floor, medium color values for the walls and light values for the ceiling. This approach mimics the look of the great outdoors, where the ground tends to be darker than the trees, and the trees are darker than the blue sky.

SEE PAGE 6

Be prepared, not scared.



Considering the number of disasters that have occurred in the past decade, chances are you'll experience some sort of emergency. Between school, sports and other activities, chances are you won't be with your kids when it happens.

Ready.gov/kids has the tools to make preparing easy and even fun, so your kids can feel...

Prepared, not scared.

Go to

www.Ready.gov/kids

and talk to your family today.



FEMA



You Are Invited

To View Our Large Selection of

GRANITE & QUARTZ SLABS

We will help you with your Kitchen or Bath Remodel & New Construction Projects



Traditional Marble & Granite

10105 U.S. 250 N., Milan, OH 44846

Mon, Wed & Fri 8:30 AM - 4:00 PM • Tues & Thurs. 8:30 AM - 6:00 PM • Sat. 10:00 AM - 3:00 PM

419-625-3966 • traditionalmg.com

Must-have features in your bathroom remodel

Veteran homeowners recognize the value of remodeling their kitchens and bathrooms. Kitchens and baths tend to appear dated more quickly than other spaces, such as living rooms and bedrooms, which can always be revamped with some fresh paint and new furnishings.

The home improvement pricing resource Home Guide indicates an average bathroom remodel costs anywhere from \$5,500 to \$15,000 depending on the size and scope of the renovation. However, a bath redo can increase a home's resale value and can return as much as 68 percent of homeowners' investments. As homeowners plan their bathroom renovations, it's a good time to consider improvements that will improve function and add design appeal for years to come.

• **Floating vanity:** Add an airy feeling to the room by creating space between the vanity and the floor. A floating vanity can be a counter with a vessel sink or even have cabinets, as long as the

vanity doesn't extend to the floor.

• **Freestanding traditional sink or tub:** There's something elegant about a freestanding tub or pedestal sink. Such features can lend a classic vibe to a space. However, freestanding fixtures also come in modern or eclectic forms, so there are options for any design style.

• **Frameless showers:** Switch to a walk-in shower option, which improves aesthetics and makes it easier to "age in place" in a home. Pair that frameless shower with clear glass shower doors so sightline in the space remains unencumbered.

• **Natural textures:** Create a calm and serene sanctuary in the bathroom with light, natural hues and materials. Nature-inspired colors on tiles, walls and vanities can add to the spa vibe.

• **Dual sinks and vanities:** With a double vanity, two people can share the space and easily use the bathroom without getting in each other's way. One vanity with two sinks works, but



homeowners can create even more personal space by dividing vanities and mirrors.

• **Small textured tile on shower floors:** Small textures are appealing and add safety. The added texture and grouting will keep feet from slipping on wet floors. Also, opt for mold-resistant grout to make cleanup even easier.

• **Special shower heads:** Invest in shower heads that can run the gamut from creating steam showers to rainfall

effects. Some showers will have multiple shower jets to offer an invigorating experience.

• **Install a window:** Natural light and air flow can reduce the risk for mold and mildew growth, and windows add some aesthetic appeal to a space. Just be sure to choose frosted privacy glass.

Additional considerations for a bath remodel include heated floors, well-placed and attractive storage options and a toilet enclosure.

EXPERIENCE THE
Danbury Difference!



Enjoy Independent Living at its finest with our Villas.

- Open floor plan design with a cathedral ceiling
- Attached 2 car garage
- Spacious closets & cabinets
- Large windows & natural lighting
- Stainless steel appliances and a walk-in pantry
- Front-load washer & dryer
- Bathrooms including a walk-in shower
- Den leading to a garden patio or deck
- Optional three-season room with deck
- Cable television, Wi-Fi, and all utilities (except telephone)
- Individual climate control
- **Three Season Room + Deck Option**
- **Three exterior styles** (Farmhouse, Classic, Craftsman)

Danbury
SENIOR LIVING
North Ridgeville



440.596.3797
33770 Bagley Road
North Ridgeville, OH 44039

Now Leasing!
Reserve your Villa today!



Villas | Independent Living | Assisted Living | Memory Care

DanburySeniorLiving.com



How to help houseplants survive a long winter



As fall gradually gives way to winter, gardeners expend ample energy preparing their flowers and plants for the months ahead. Plants may be pruned to increase the likelihood that they will return in full bloom come the spring, while lawns may be aerated so cool-season grasses can get the nutrients, water and oxygen they need when the temperatures dip. But what about houseplants? Do indoor houseplants need the same type of pre-winter TLC that outdoor plants need before winter arrives?

As the seasons change, so, too, do the conditions outside. And those conditions affect indoor houseplants much like they do lawns, gardens and trees. So it's vital that people with houseplants do not overlook the need to keep houseplants going strong as fall gives way to winter.

Hours of daylight shorten in winter, which means some houseplants won't get as much sun as they were accustomed to over the last several months. That means plants may need to be relocated closer to windows where they can make the most of each day's sunlight. However, it's important that there's ample distance between the plant and the window, especially when winter temperatures get especially cold. If the plants are too close to a window on cold days, they could freeze. Keep them close enough to the windows to get ample sunlight but far enough away so they don't get too cold. In addition, keep plants

away from drafty windows as well as heating vents, as extreme temperatures are not conducive to healthy houseplants.

Watering needs also may change when the temperatures drop. The indoor plant experts at Pistils Nursery in Oregon note that all houseplants need less water in winter. In fact, overwatering in winter can be especially harmful to indoor plants. Plant owners can try decreasing the frequency of their watering by half each winter and see how the plants respond.

Cleaning plants is another way to help them survive a long winter. Dust settles in many homes in winter, when windows tend to remain closed for months on end and fresh air isn't circulating around the house as much as it is in spring and summer. Pistil's Nursery notes that dust inhibits a plant's ability to photosynthesize, thus compromising its ability to make it through a winter unscathed. Better Homes & Gardens recommends using a soft-bristle paintbrush, a toothbrush or pipe cleaner to remove dust from African violets and other fuzzy-leafed plants. Gently washing plants with a paper towel or cloth that's been moistened with water can remove the dust. Oils and polishes should not be used to make leaves shine, as these substances can block pores on the plant.

Houseplants may need some extra attention in winter as hours of daylight dwindle and indoor conditions make it hard for plants to survive.

We Handle All Types Of Real Estate Transactions!

Serving All Of Ohio Since 2004



OHIO FIRST LAND TITLE AGENCY, LLC

“Title You Can Trust”

Protect yourself with the right Title Company. The real estate process doesn't have to be confusing & overwhelming. Our highly professional staff is by your side every step of the way to ensure a smooth closing process.

We take pride in delivering top-tier service you deserve. Your needs are always our top priority!

Call to let us get started today!



Office: 440-365-2800 • Fax: 440-365-2801 • www.OhioFirstLandTitle.com

3 Rooms Perfect for Adding Focal Points

(Family Features)

You don't have to be a design expert to create an inviting living space, but with some simple tricks, you can create a home that looks like it's been styled by a pro.

One way to make a room feel more inviting and comfortable is identifying a focal point to anchor the decor and create a natural, beautiful flow. Without a focal point, a space can feel awkward and disjointed.

These inspirational ideas for using focal points in three popular living spaces can add comfort and beauty that makes you feel right at home.


KITCHEN

As the heart of the home, the kitchen deserves special attention to make it a welcoming space where you can enjoy spending time. Depending on your design, you'll discover there are numerous ways to incorporate a focal point in a kitchen, whether it's bold cabinetry, an island featuring a natural stone countertop or stand-out appliances that make a statement.

The wall space is also a smart place to draw visual attention. An accent wall is an option if you have the space, but the backsplash is another spot where you can make a big impact.

LIVING ROOM

The main function of a fireplace is to provide warmth, but it's also a perfect element to use to



create a focal point that exudes comfort and style. Make your fireplace stand out while also adding an intimate touch by using brick or stone.

As an alternative, you can accent a fireplace with a bold wall treatment. Floor to ceiling brick or stone converts an average wall into an eye-catching focal point, giving a room a natural, yet striking, edge.

From handmade to glazed bricks and everything in between, Glen-Gery's line of more than 600 brick and stone products offers a diverse array of colors, textures and sizes, providing homeowners the ability to emphasize their focal points while also reflecting their desired design aesthetic.

BATHROOM

It may be one of the smallest living spaces in a home, but the bathroom sees enough traffic that it's worth making it a visually appealing place to be. Even with a diminutive footprint, the bathroom presents numerous options for a focal point, from an intricate wall material to vibrant lighting fixtures and everything in between. Given their relative size, the shower or tub may be a practical focal point; the vanity offers similar appeal. If you prefer a scaled but equally impactful approach, consider highlighting a smaller element, like a stunning vessel sink, or an unexpected element such as a brick or stone accent wall.

Find more ideas to suit your style at glengery.com.

CREATE A LOOK THAT'S UNIQUELY YOU

Your home, and more specifically its style, should be a reflection of your personality. Consider a few ways to get started:



SET THE MOOD

Give careful consideration to the overall mood and atmosphere you want to create for your home, both inside and out. Consider contrasting options like a sleek modern masterpiece or a relaxing coastal-inspired sanctuary. Weighing these kinds of options helps point you in the right direction to find the perfect color scheme and textures.

MOOD-BOARD MAGIC

Look to magazines and online resources like social media and design blogs for ideas and styles that resonate with you. Browse freely and dream big at first but be sure to review regularly to identify a common denominator. Ultimately this can help you articulate exactly what you want. You can also explore how different products work in your home by using a virtual designer, such as Glen-Gery's Picture Perfect.

THE REAL DEAL

To get a real-life feel for your new space, visit model homes and design centers, and look closely and critically at the colors and materials used. This can provide a tangible sense of how those styles may work in your home.



pick paint from page 2

• Utilize paint to create the vibe you want. The home renovation experts at This Old House note that colors evoke an emotional response. Cool colors like blue and green give off a relaxing vibe, which makes them ideal for bedrooms and bathrooms. Red is an intense color that can up the energy ante in any room, which can make it an option for homeowners who want to spark debate around their dinner tables.

• Give personal preference its place at the table. Though interior designers may have years of experience picking paint colors for a home and researchers may have determined how certain colors can be utilized to create a desired ambiance in a given room, ultimately homeowners are the ones who will be living in the home. So it's important that homeowners pick colors they like for their home interiors.

Paint is an inexpensive way to transform a room. Homeowners can rely on a combination of color strategies and their personal preferences as they try to decide which colors they want on their interior walls.

How to maintain hardwood floors



Hardwood floors have long been sought after by home buyers. In its 2019 "Remodeling Impact Report," the National Association of Realtors® revealed that new wood flooring was the fourth most popular project to attract buyers.

Of course, hardwood floors aren't just for buyers. Homeowners who already have hardwood floors know just how impressive these floors can be, especially when they're well maintained. Maintaining wood floors is not necessarily as straightforward as it may seem, and homeowners may benefit from a tutorial on how to keep the floors under their feet looking good.

To polish or not to polish?

Polishing floors is an inexpensive way to keep them looking good. But the home improvement experts at BobVila.com note that not all floors can be polished, and determining which ones can depends on the finish. Floors with water-proof barriers such as urethane will



benefit from routine polishing. However, floors with penetrating finishes like tung oil will need to be waxed rather than polished.

What finish is on the floor?

The Hardwood Distributor's

Association recommends a simple way for homeowners to determine which type of finish is on their hardwood floors. Homeowners are advised to rub a finger across the floor. If no smudge appears, then the floor is

SEE PAGE 10

J&M INTERIORS and Design

Where Quality, Value, and Service come together by design!

Serving Your Area For 44 Years

**Save Up To
50% Off msrp
Select Styles!**



**Call Today To Schedule Your
FREE Window
Treatment Measure & Quote!**

**619 Griswold Road, Elyria
(440) 324-3111 • www.jminteriorsanddesign.com**

FREE CORDLESS Upgrade on Select Blinds & Shades

(on orders placed Now Thru 10/13/21)



Design Services
From Paint Selection to
Full Home Renovation,
Let Our Experienced Designers
Help You Every Step of The Way.

Call to Schedule Your Consultation Today!

Save Up to 50% Off msrp

- Genuine Leather Furniture
- Sofas & Sectionals
- Accent Chairs
- Occasional Tables
- Entertainment Units
- Bedroom Furniture
- Dining Sets
- Area Rugs & Custom Bedding
- Lamps & Lighting
- Pictures & Artwork



Locally
owned & operated
for 5 generations!

BALCONI

Since
1919

807 E. Perkins Ave. • Sandusky, Ohio • 419-626-5134

Balconi Countertops
Granite • Quartz • Marble

Balconi Monuments
BalconiMonuments.com



FREE ESTIMATES

FREE
STAINLESS STEEL
16 GA 50/50 SINK
with purchase of
kitchen countertops

With coupon. Not valid with other offers.
Expires 02-16-21.



Industry Leader • Quality & Service

- All designs and engraving done in-house • Garden Art
- Visit our Showroom and see our NEW design inventory!



FREE
LASER ENGRAVING
with purchase of black
monument or memorial

With coupon. Not valid with other offers.
Expires 02-16-21.




**Stop in and
select from our
large
inventory!**

NEW: Laser Engraver

We engrave on granite

- wood • glass
 - metal acrylic
 - leather • Yeti tumblers.
- All shapes & sizes!
Great for company gifts.*





Never Clean Your Gutters Again!



Installs right
over your
existing gutters



Limited Time Ends 9/30


\$1 Installation SALE*

+ 0% Interest
Until 2023[†]
or Payments To
Fit Any Budget[†]

Senior/Military Extra 10% OFF

Get Your **FREE** Estimate
440-444-9848

Handles
22"
/hr
of RAIN




*Expires 9/30/21. Valid initial visit only. Cannot be combined with any other offers. Discount is towards installation/labor cost of job only. Min. purchase is required. †Subject to credit approval. Monthly payments required during promotional period. Financing for GreenSky® consumer loan programs is provided by federally insured, equal opportunity lender banks. NMLS #1416362. Licensed, Bonded, Insured. See website for state licenses and more details © 2021 Lednor Corporation.





2022 Color Collection of the Year

If you long for a renewed sense of balance and ease at home, you may find the restorative style you seek in Softened Refuge, HGTV 2022 Color Collection of the Year. Learn more about it at www.hgtvhomebysherwinwilliams.com/color-trends. Featured in this Color Collection is our 2022 Color of the Year, Aleutian. This modern washed indigo works beautifully with both warm and cool undertones in existing floors, furniture and décor, making it a great choice in virtually any space.



A tone-on-tone backdrop lets light wood and furnishings shine.




GUTTER COVER CO.

Shop Local and See the Difference

WHY CHOOSE US?

- Smooth, sloped and self-shedding profile works great for maple spinners, pine needles, roof grit and other small leaves.
- Lifetime Performance Warranty.
- **NOT** a screen or filter that can clog.
- Installation Includes:
 - Gutter & Downspout Cleaning
 - Resealing Seams & Tightening
 - Proper Slope Alignment
- Proven to handle heavy rains and 110mph winds.
- Patented "Bird Guard System" and comes in 14 colors
- Proudly located in Elyria and locally owned since 1998.



INSTALLS OVER EXISTING GUTTERS



FREE ESTIMATES • SENIOR DISCOUNTS • VETERAN DISCOUNTS

\$300 OFF

Your Order
(Minimum footage required)
Cannot be combined with other offers.
Expires 11/30/21.

440-366-0688



gutterguard1.com

Heat Available for Open Gutters & Most Existing Gutter Guards



- Advertorial -

Local Gutter Protection Professionals

Cleaning gutters used to be a dreaded part of homeowner maintenance. A necessary but dangerous chore. For those that did not want to risk their lives climbing the ladder, the only options available were either hiring a neighborhood kid to do it (those days are long gone), or trying to install a gutter screen which would likely get clogged and eventually blow away. That was twenty-five years ago and boy have things evolved. We now have smart phones, drones, self-parking cars.....and professional gutter protection.

Many home improvement companies such as roofers, window dealers and handymen may sell gutter guards, but the products offered may not be a permanent solution. They typically use gutter protection as a source of extra income to supplement their main business and the products offered are very similar to what's available at the big box stores. These are often screens and filters which in most cases, still need to be cleaned. This does not accomplish the goal of staying off the ladder. Don't be fooled... ALL screens can clog.

There are many different names in the gutter protection industry but most of them seemed to be called "gutter or leaf something". Deciding on a solution may be a little confusing at first, but the main goal should be to choose the best performing product and have it installed by the right company. Think local and call a company that's focused on gutter protection only. This way you can feel confident that all of their attention is being focused on the task at hand.

The Gutter Cover Company has been specializing in gutter protection in Northeast Ohio for over twenty years now. Proudly located in Elyria, they're a family owned local business that employs hard working, knowledgeable people who take pride in their work while at your home. With an impressive proven track record of satisfied customers, they have an A+ BBB rating and excellent Angie's List and Home Advisor reviews.

The Gutter Cover team will clean, tighten, re-seal, and properly align your gutters and then install the best gutter cover on the market, Gutter Topper. Manufactured right here in Ohio, Gutter Topper is a solid aluminum cover that has earned numerous excellent reviews from the top consumer research companies in the country. Independent product testing showed that Gutter

Topper can handle heavy downpours up to 22" of rain per hour, 110mph winds and 300lbs/ft. without failing. Due to a unique sloped and smooth self-shedding design, not even spinners, pine needles, shingle grit or seed pods can clog the gutter. It's available in 14 colors and also has a patented "bird block" system. Gutter Topper can be installed over the existing gutters if they're in decent condition and if they're not, new seamless gutters are also available. When installed, a lifetime transferable warranty ensures that the gutters will be free-flowing forever.

The Gutter Cover Company also offers a safe and effective way to stop big icicles and ice damming. This is NOT the old-fashioned zig-zag roof wires. An optional add-on product called Heater Cap can be installed with or without Gutter Topper which gently heats the gutter area with a self-regulated heat cable. An aluminum plate then covers the cable which protects it, hides it, and helps spread the heat to a larger area. Controls are even located inside the warmth of your home. Heater Cap is perfect for problem areas and can also be installed on most existing gutter covers.

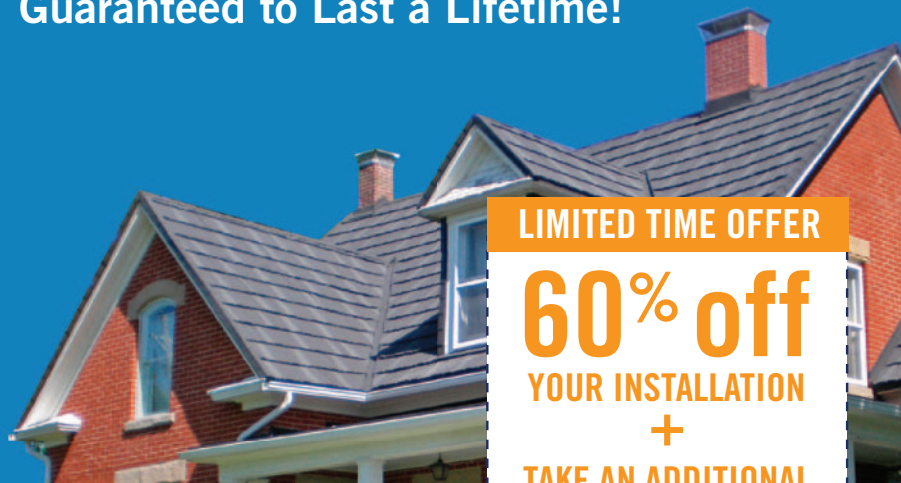
"Most of our competitors offer micro - screens and gutter guards that can require replacing ALL your gutters and downspouts. When you also factor in all the expensive TV and radio ads that they do, these big companies can often be quite pricey! We'd appreciate an opportunity to show you why we have been locally known for over 20 years as gutter protection specialists. Long and uncomfortable sales pitches are NOT our style. Our free estimate are always on time and quite casual. Give us a call and you'll see why Gutter Topper and Heater Cap are the best solutions for gutter protection and ice melting in Northeast Ohio." - Jim Carbone, Owner

Schedule a free estimate by November 30, 2021, and receive a \$300 discount on the purchase of either Gutter Topper or Heated Cap by mentioning this offer. Additional discounts are available for Seniors and Veterans. Call 440-366-0688 or 1-800-355-4367 today. View short videos of Gutter Topper and Heater Cap at gutterguard1.com.

Upgrade Your Home with a

NEW METAL ROOF

Guaranteed to Last a Lifetime!



LIMITED TIME OFFER

60% off

YOUR INSTALLATION

+



TAKE AN ADDITIONAL

10% offInstall for Military, Health
Workers and First Responders**ERIE**
Metal RoofsLimited time offer.
Expires 12.31.21Warranty- Limited Lifetime.
Transferable to 1 subsequent
owner from original purchaser.
Terms and conditions apply.
Hail up to 2.5". Appearance
of the surface coating beyond
normal wear and tear.

STRONG AS STEEL WITH THE ATTRACTIVE LOOK OF VARIOUS ROOF STYLES

From Dimensional Shingles to classic styles reminiscent of Cedar Shake and Spanish Tile, an architectural roofing system by Erie Metal Roofs can enhance the beauty of your home while protecting your family and property for a lifetime.

Choose from
3 styles with
multiple color
options:

DIMENSIONAL
SHINGLESWOODEN
SHAKESPANISH
TILE

Call today to schedule your

FREE ESTIMATE
1-888-904-0854

ERIE
Metal RoofsMade in
the USA

hardwood floors from page 6

surface sealed. If a smudge is created, then the floor has been treated with a penetrating seal. The HDA also notes that recently installed wood floors are likely surface sealed.

How often should floors be polished or waxed?

Wood flooring professionals recommend polishing floors that can be polished once every few months. Waxing wood floors does not need to be done as frequently, and most can benefit from a fresh coat of wax every 12 to 18 months.

What can I do on a daily basis?

Some simple tricks and daily maintenance can help wood floors maintain their impressive look.

- Utilize floor mats. The HDA notes that floor mats near entryways can reduce the time it takes to clean hardwood floors and reduce the wear and tear they endure. For example, tiny particles like dirt can scratch the floor and contribute to the kind of minor damage that adds up to significant scarring over time. Floor mats near entryways ensures that most of that dirt never makes it to the wood floors.

- Vacuum without a beater bar. Some vacuums contain beater bars, which are designed to pick up human hair, dog hair and other things that conventional vacuums may not be able to pick up. The HDA advises vacuuming without the beater bar, as it can contribute to small scratches in the



floor. Sweeping with a high-quality broom or microfiber cloth is another way to pick up dirt without damaging floors.

- Use manufacturer-recommended cleaning products. Local home improvement stores sell a host of hardwood floor cleaning products, but the HDA notes that many flooring manufacturers now sell their own hardwood floor cleaners designed specifically for their floors. These products are likely homeowners' best bets. Homeowners who can't find them can seek recommendations from a local flooring retailer.

Hardwood floors are attractive for many reasons. And they look even more stunning, and last much longer, when homeowners make an effort to maintain them.

Did you know?



Leaves that fall from trees can be a marvel to behold. But leaves can stain exterior surfaces when they eventually settle on vehicles, concrete driveways, patios, and other surfaces, become wet and/or are not cleaned away in a timely fashion. Leaf stains are caused by tannins in the leaves. The pigments can be absorbed by porous materials like concrete and leave stains behind. While these stains may wash away over time, homeowners may prefer a faster way to get rid of unsightly stains. To remove moderate leaf stains, mix oxygen bleach with hot water and apply to stains using a scrub brush. Dark stains may require a tougher cleanser, such as one that contains trisodium phosphate. Some homeowners find success using a pressure washer to clean away leaf stains, while others rely on commercial leaf-stain removers.

Offer ends
Sept. 30

3 BIG WINDOW REPLACEMENT MYTHS

When it comes to window replacement, there are too many myths floating around and not nearly enough facts.

FALSE Myth #1:
"Vinyl windows are the best solution."

Fibrex® composite material is two times stronger than vinyl and makes for **stunningly beautiful windows** with a durable finish that, unlike vinyl, won't peel, crack or fade?



FALSE Myth #2:
"Window replacement is difficult."

It depends on who you call. Renewal by Andersen is the full service window replacement division of 116-year-old Andersen Corporation, **the most trusted family of window brands in America**?

FALSE Myth #3:
"All warranties are the same."

As both the manufacturer and installer of your windows, Renewal by Andersen gives you both product and labor coverage? As a homeowner, you get absolute peace of mind.

BUY ONE, GET ONE
40% off
WINDOWS & PATIO DOORS¹

MINIMUM PURCHASE OF 4

Plus

NO Money Down
NO Interest
NO Monthly Payments
for 1 year¹

MINIMUM PURCHASE OF 4 - INTEREST ACCRUES FROM THE PURCHASE DATE BUT IS WAIVED IF PAID IN FULL WITHIN 12 MONTHS



RENEWAL
by **ANDERSEN**

FULL-SERVICE WINDOW & DOOR REPLACEMENT

THE FULL-SERVICE REPLACEMENT DIVISION OF **ANDERSEN** WINDOWS & DOORS

Installation
always
included

CALL BY SEPTEMBER 30

to schedule your **FREE** in-home consultation

866-419-3380

¹DETAILS OF OFFER: Offer expires 9/30/2021. Not valid with other offers or prior purchases. Buy one (1) window or entry/patio door, get one (1) window or entry/patio door 40% off when you purchase four (4) or more windows or patio doors between 3/1/2021 and 9/30/2021. 40% off windows and entry/patio doors are less than or equal to lowest cost window or entry/patio door in the order. Subject to credit approval. Interest is billed during the promotional period, but all interest is waived if the purchase amount is paid before the expiration of the promotional period. Financing for GreenSky® consumer loan programs is provided by federally insured, federal and state chartered financial institutions without regard to age, race, color, religion, national origin, gender, or familial status. Savings comparison based on purchase of a single unit at list price. Available at participating locations and offer applies throughout the service area. See your local Renewal by Andersen location for details. License number available upon request. Some Renewal by Andersen locations are independently owned and operated. *See Renewal by Andersen® Products and Installation Transferable Limited Warranty for details. *2018 U.S. Homeowner Brand Study of the Renewal by Andersen brand versus competitive brands. "Renewal by Andersen" and all other marks where denoted are trademarks of Andersen Corporation. © 2021 Andersen Corporation. All rights reserved. RBA12589

MDG Maintenance

Senior
Discounts

Handyman Services

Ask About
Our Customer
Loyalty
Program

• Odd Jobs • Honey Do List • and So Much More!

No Job Too Big or Too Small, Give Us a Call!!!



*Finish Up
Summer Projects
and Get Your
Home Ready for
the Holidays*

440.258.6136

service@mdgmaintenance.com

Like us on Facebook

