



Bridal Guide

a special supplement to the award-winning

THE LAKES NEWS SHOPPER



Featured Stories

Krista & Chet
A Noteworthy Wedding

Sylvia & Joe
Young Love



Tuesday, February 10, 2015

Engaged...

AND PUTTING YOUR PLANS TOGETHER




OKOBOJI
SKIN CARE

Amazing Wedding Makeup

STARTS WITH HEALTHY SKIN.

Start months before your wedding day by consulting with a licensed skin therapist about changing your skin. Then set up your professional airbrush application for your wedding day!



Dreaming about your wedding makeup?

Besides the flowers, dresses, jewelry, and vows, you might be dreaming about how beautiful you want to look in those photos. Every bride wants to feel and look exquisite on her wedding day. Whether you want to impress your Aunt June or your fiancé's ex-girlfriend, that you just had to invite, you want to be Queen Bee of your wedding day. Now Photoshop all you want, if your skin in "real life" is a mess, your big day is a confidence disaster. What I've come to realize, is that bridal makeup takes a healthy and smooth canvas of skin to reach perfection. That kind of palette needs to be improved and created months before the wedding. One of the quickest ways to improve your complexion is by scheduling a chemical peel. At Okoboji Skin Care, we offer 5 different levels of chemical peels to suit your needs. These treatments can range from \$60 all the way to \$350, depending on the condition of your skin. Ask one of our licensed aestheticians for their professional opinion and start perfecting your palette!

Healthy skin achieved. Time to schedule a bridal run through.

Once brides have happy and healthy skin, it's time to plan your bridal run through. We welcome brides to bring in photos of bridal makeup or view our portfolio and pick a look that they love. The one tip that I give all brides on their big day is to look like themselves, timeless and classic, but with a hint of, "that's right, I'm the bride". We always take a before and after photo which is then emailed to our clients to share with their friends and family. This is a wonderful way to see how your makeup will look in professional shots. Many of our brides and bridal parties opt to wear professional band lashes, too. This is a great way to enhance and thicken the lash line while fooling everyone into believing that you're a Kardashian. As a bride, keep in mind to schedule your bridal run through months or weeks before your wedding day. But don't feel bad if you don't want to do a run through, we are confident in our abilities to satisfy your makeup needs without a practice day, too.

Why professional makeup? And should I bring my wedding party, too?

At Okoboji Skin Care, we carry the best mineral makeup on the market. Check out Jane Iredale. When you do, you will find a mineral company dedicated to healthy skin. Not only do they use the highest rated minerals and plant botanicals, but Jane Iredale's experience in the Hollywood industry led her to create a makeup line that was actually healthy to wear and improved the skin's overall condition. Jane Iredale is also the only mineral makeup line recommended by the American Cancer Foundation. One of our most popular options for brides is our line of Classified Cosmetics Airbrush Foundations. You will see this product used on television shows such as *What Not To Wear* and *Dancing With the Stars*. Professional wedding makeup should be healthy, natural, enhancing, long wearing and photograph ready. Don't forget to think about including your entire wedding party for makeup. At Okoboji Skin Care, we schedule wedding parties year round. Nothing looks more beautiful than a bride and her bridesmaids with carefully crafted makeup applications and a burst of lip color.

What about my groom? And should I tan, I want to look like I'm glowing!

Don't forget that you may be stressing the groom out, and if you are, he might be fighting some breakouts! Men's skin doesn't suffer through as many hormonal fluctuations as women's skin, but men with increased stress will suffer breakouts from increased amounts of cortisol in their bodies. Make sure to bring your sweetheart with you for a facial treatment, chemical peel or a quick dose of Dermalogica skin care (emergency spot fix \$24). Many men suffer from shiny skin in their T-zones. A quick dusting of mineral powder will do the trick. This will cut out the shine and make his skin glow in photos. Speaking of glow...almost all brides ask whether or not they should be tanning before their wedding day. If I could lay out one piece of advice for the perfect makeup application, it would be, "Absolutely, no tanning!" Tanned skin takes on a "dry and muted" look. It makes makeup appear muddy and impossible to highlight and contour. In ten minutes we can airbrush your skin so that it glows, remains healthy and sets off colors that look brilliant and beautiful.

Wedding day is here and honeymoon is around the corner...

We take pride in our wedding parties. We work very well under pressure and we accredit our seven years of experience to perfecting bridal makeup. If your wedding party is 5 or more, ask about our on-site professional makeup artist. We can come to you! We encourage many of our brides to purchase their lip color choice for reapplication right before pictures. This way, you are ensured to have a perfect application all day. If you choose a bridal band lash, be excited knowing that they stay on for 2-3 days so your lashes will look amazing when opening gifts the next day. When you are ready to board the plane and travel south, we can help you pick out your medical grade sunscreen, self tanner and leave town with an amazing bikini wax in celebration of your honeymoon!

After the wedding, a new relationship has begun.

Through the years, so many of our brides become long lasting clients after the wedding. We provide them with amazing professional skin care, mineral makeup, facials, chemical peels, face and body waxing, lash and brow tinting, and laser hair removal, just to name some services. Our professional relationship with REBE Skin and Vein Clinic and Dr. Ronald Kolegraff allow us to help clients recognize "unusual" moles and other skin issues that might need to be addressed, as well as fulfill the need for botox, filler and other cosmetic improvements. Watching two individuals combine their lives and celebrate with a wedding is an exciting and memorable event for everyone. It's the beginning of a new relationship. We have always viewed every face as a "different canvas of beautiful." Not to mention, a new relationship, a new change to affect someone's life, a new opportunity to provide the best skincare and makeup services in Northwest Iowa and beyond. We look forward to showing you how beautiful you can be.

-Dallas Dotson,
Owner/Licensed Aesthetician and
makeup artist at Okoboji Skin Care

OKOBOJI SKIN CARE | OKOBOJI'S PREMIERE SKIN CLINIC

712.332.5555 | www.okobojiskincare.com | 1008 Eastview Avenue, Suite #1 | Okoboji, IA 51355



Dream Wedding to Dream Home

Start your new life together in your dream home. Choose Central Bank to help you make it happen!



1400 18th Street, Spirit Lake, Iowa | (712) 336-4100
Apply online at www.centralbankhomeloans.com

Equal Housing Lender. Member FDIC.

Remington's

RESTAURANT & LOUNGE



- Bridal Luncheons
- Rehearsal Dinners
- Pre-wedding Get-togethers



Our Semi-private upper deck will seat up to 50 people for a nice sit down meal with no fee charged for the room!

Iowa Great Lakes' Best Value in Casual Dining

Book Now for Spring & Fall!

Seating to Accommodate Large Groups

Great Lakes Mall • Spirit Lake • Phone 336-9956



find your forever

SPIRIT LAKE SILVER & GOLD

Wouldn't you rather say it came from Spirit Lake Silver & Gold!

Great Lakes Mall • Spirit Lake, IA • 712-336-5405 • www.spiritlakesilverandgold.com



CUSTOM BUILT, JUST FOR YOU.

DESIGN YOUR FOREVER WHEN YOU CHOOSE FROM OUR SELECTION OF LOOSE DIAMONDS, SEMI-MOUNTS, DIAMOND ENGAGEMENT RINGS AND WEDDING SETS.

FOR MEN'S BANDS, CHOOSE FROM GOLD, TITANIUM, COBALT CHROME, DAMASCUS STEEL, AND MORE.

THE POSSIBILITIES ARE LIMITLESS!



Warm Weather Attire For The Groom And Attendants

Weddings are a time to get dolled up. Though some gentlemen may be tempted to wear the suit they wear to work, a formal event necessitates something a bit more remarkable. When the weather is warm, some men may scoff at the idea of wearing a full suit or even a tuxedo. But just because a person is wearing pants and a jacket doesn't mean the suit must be dark and heavy.

Although dark colors are traditional for weddings, dark, heavy fabrics will absorb the sun's rays, making the groom and his groomsmen uncomfortable. Even when a warm-weather wedding takes place largely indoors where it is climate controlled, many couples

choose to have the ceremony outdoors, where they pose for photographs as well. The groom and his groomsmen will want to be comfortable during these times, and the right suit and fabric can make all the difference.

Linen and cotton are all-natural fabrics that are made from plant fibers. They are much lighter weight than wool, and linen and cotton suits may be more comfortable. But linen and cotton are highly prone to wrinkling, and a wrinkled suit will not present well in a formal setting. Cotton and linen may be best reserved for informal weddings or those that will be taking place outdoors or beachside. Seersucker suits

are made from cotton in a unique weaving pattern that lets air ventilate through the material. Seersucker suits may be most popular in the southeastern United States, but they can be worn anywhere the weather is warm.

A khaki suit or a tan one may work better if the wedding is more formal. The suit should fit well and be tailored appropriately. Sharp creases in the pants and a crisp shirt and tie can complete the look. If the groomsmen are in coordinating suits, a tan or khaki color will not look out of place. If a full suit still feels too stiff, a nice blazer paired with a complementary colored trouser may be appropriate for a less formal affair.

Some grooms want to err on the side of caution and stick with a classic suit or tuxedo. In such instances, grooms may want to investigate lighter weight wools. Grooms wearing a tuxedo may want to choose a white tuxedo. A white tuxedo will look pristine and fit with a formal theme. And the white will reflect the sun and be cooler without looking casual.

Dressing for a warm weather wedding may require a bit of ingenuity on the part of the groom. There are different fabrics and styles of suit available to present plenty of wardrobe options. © Metro Creative Connection

It's not a reception,

until it's a production

BAGgie Productions

Since 1989
 Over 350 Receptions
 Thank You to all who have done business with me over the last 20-plus years!
 Over 7,000 Song Titles
 A Guaranteed Good Time!

BAGgie Productions Inc.
 Brett Groen • Spencer
 For more info. call (712)330-1134 or (712)580-3411

The Perfect Place to Celebrate your Big Day!

- We Host Weddings & Receptions
- Seating up to 250 People
- Beautiful Views of the Golf Course



ESTHERVILLE

GOLF COURSE

PRO SHOP • RESTAURANT • LOUNGE • OPEN TO PUBLIC
www.nwiagolf.com
 3625 170th Street • Estherville • 712-362-4349

An Elegant Reception

Celebrate with Us!

Our Clubhouse has the perfect Party Rooms for you...

- Weddings • Graduations
- Anniversaries • Banquets
- Birthdays ... or any occasion!



Beautiful Surroundings for A Memorable Day!

Emerald Hills Golf Club
 Hwy. 71 S. • Arnolds Park
 712-332-7100 • golfemeraldhills.com



Located on Hwy 71
 2321 30th Street
 Spirit Lake, IA 51360
 (712)336-1212
www.goodiescandies.com
info@goodiescandies.com

Creative Wedding Ideas

- Party Favors
- Bridal Showers
- Custom Chocolates
- Appreciation Gifts
- Dessert Tables
- Free Consultations

Open 9 AM - 9 PM • 7 Days a Week

Did you know?

The timing of when a couple cuts the wedding cake can have a specific meaning. Long ago, the cake was usually cut at the very end of the reception and would signal to the guests that it was the end of the festivities. Today, cutting the cake is an unspoken signal that represents that the formal wedding is nearing a close, and guests who would like to leave can do so without worry of being rude. Many couples will cut the cake right after dinner as a courtesy to older guests who may want to get started on their trips home. This affords them the chance to make an earlier exit, rather than staying through the dancing that could extend into the wee hours of the night or missing the cake entirely. Cutting the cake mid-reception also serves another practical purpose for couples who are paying a photographer by the hour. Photographers typically go home after the cake-cutting, so a mid-reception cutting can save couples a substantial amount of money.




© Metro Creative Connection



CAPTURING EVERY MOMENT OF YOUR *Special Day*...

CREATIVE PHOTOGRAPHY

MILFORD 712.338.4059



A Noteworthy Wedding

On August 3rd, 2013, approximately 200 guests filled Our Saviors Lutheran Church in Cedar Rapids, Iowa, to witness the exchange of vows between Krista Rowley and Chester (Chet) Aliga. It happened to be the same church where Krista's parents were married in 1981 and also where she often played the piano throughout college for church services.

Krista, a 2006 graduate of Spirit Lake High School, and her family all are blessed with a natural gift of music. Chet and his family are musically gifted as well. It can be heard in their voices, the variety of instruments they all play and also in their hearts.

It was in concert band at the University of Iowa that Krista and Chester first met. Chet played the Euphonium while Krista continued her high school passion of perfecting the French Horn. Krista's friend pointed Chet out to her and initially she didn't give it much thought. She wasn't looking for a boyfriend, but found Chet intriguing. So it was Krista that asked Chet out on their first date. Soon after, on November 30, 2007, they made a promise to each other to always have fun and never take themselves too seriously.

In the Spring of 2012, Chet drove to Spirit Lake to ask Krista's parents for her hand in marriage.

On July 20th Chet and Krista flew to San Francisco for an Aliga Family Reunion. Chet wanted to introduce Krista as his fiancée at the reunion. Soon after their arrival and a quick freshening up, they visited the winery Domaine Carneros in Napa Valley where Chet got on one knee and proposed. Excitedly, Krista nodded, Yes!

A full year of wedding planning followed suit. Krista found her bridal gown and bridesmaid dresses in Okoboji at Elegance. Krista had been training for a half marathon. So on the wedding day, she found that her gown wasn't quite the right size! "I made due! It was a beautiful gown and it wasn't that much off the mark. I just wished I had thought to get another fitting since I had been training!"

With Chet's parents living in Chicago, and Chet and Krista still in Iowa City, they felt that Cedar Rapids was a nice middle ground for everyone to gather for their wedding. Plus, many of Krista's family live in Cedar Rap-

ids, including her grandparents. Challenging the wedding planning was a move to Michigan for Chet and Krista just three months before the wedding!

As the big day grew near, they felt like all the details were falling into place! The ceremony was performed by Pastor Bob Vaage, who was Krista's pastor at First Lutheran Church in Milford while she was growing up.

Krista remembers the walk down the aisle as one of her favorite memories; capturing the beginning moment that their two families united into one.

The couple incorporated as many family members into the ceremony as possible to sing or play instruments. This extended into the cousins as well as parents and siblings. After the ceremony, Pastor Vaage asked the couple to turn around and look at all the faces of everyone who travelled from near and far to take part in their sacred union. Krista commented that it didn't seem like 200 people at their wedding as she felt so close to each and every one! "Facing our guests like that was also such a very special moment!"

The reception took place at The National Czech & Slovak Museum. It had recently been moved to higher ground and renovated from the damages of the flood of 2008. The original chandelier was one of few items left untouched by 8-foot-high Cedar River floodwaters that inundated the building. The chandelier portrayed a




Along with cupcakes, Krista's grandmother made this traditional Scandinavian *Kransekake*.

beacon of hope both then and now.


In 1988, Krista's father, Dave had written a song, "Miles and Years" which became their father/daughter and mother/son dance song. The song choice was a special surprise for Krista's dad. Needless to say, that moment was filled with meaning and emotion for everyone. Having undergone spinal surgery, it was a dream come true for Chet's mother to be able to dance with her son at his wedding.

After a honeymoon trip to Guancaste, Costa Rica, the couple now makes their home in Lansing, Michigan, where Krista works for Autos Insurance and Chet is working on his master's degree in Music Conducting at Western Michigan University.

- by Peggy Gustafson



Recently Engaged? Just Married?
or Perhaps You're Celebrating
an Anniversary!



Shout it out with an Announcement in
The Lakes News Shopper

Give us a call for more information!

THE LNS THE LAKES NEWS SHOPPER
712.338.2232

1009 W. 22nd St • P.O. Box 192 • Milford, IA 51351 • sales@lakesnewsshopper.com

Let us wait on you

Hand & Foot

Call & Schedule Your Special Day!

Group Packages for Your Wedding Party

- Acrylic Nails • Manicure
- French Tip • Solar Nails
- Spa Pedicure or Full Set

Cali Nails

(712) 339-9466 • Great Lakes Mall • Spirit Lake



*Vows to make your
Wedding Exceptional!*

Wedding Flowers with a Personal Touch

Ms. Margie's Flower Shoppe
"Something Old, Something New"

1412 Hill Avenue • Spirit Lake

Shophe: 712-759-1004

msmargiesflowers@hotmail.com



Gifts for the Happy Couple...

- Home Décor
- Gourmet Kitchen Utensils
- Candles
- Dinnerware
- Table Linens

YOU ARE LOVED ALWAYS
Any and everything to make your house a home.



Mary's
home décor & gift shoppe

Hwy. 71 South • Spirit Lake • 712-336-1643

From Functional to Fabulous

www.marysgiftshoppe.com

Brides ... Receive a Gift Certificate when you register for all the things you'll want in your home! Bridal Registry can be viewed on Facebook

Dickinson County
**COMMUNITY BUILDING
EXPO CENTER**

Spirit Lake

From a small group to a large event ... We have a facility that will suit you!

Community Building

This facility is 50' x 100' (5,000 sq. ft.) Heated, A/C, restrooms. A kitchen area is available for food service. Seats 350-375 people. Can be divided in half with a folding wall.

Great for Special Occasions

- Wedding Receptions • Graduation Parties
- Business Meetings • Trade Shows • Family Reunions
- Anniversary Parties • Christmas Parties

Expo Center

The largest of our facilities will accommodate the biggest Events! 80' x 200' (16,000 sq. ft.) seats 800. Heated, A/C, high ceilings, electrical drops, concrete floors, overhead doors, restrooms galore, kitchen available for food service.

Ideal For

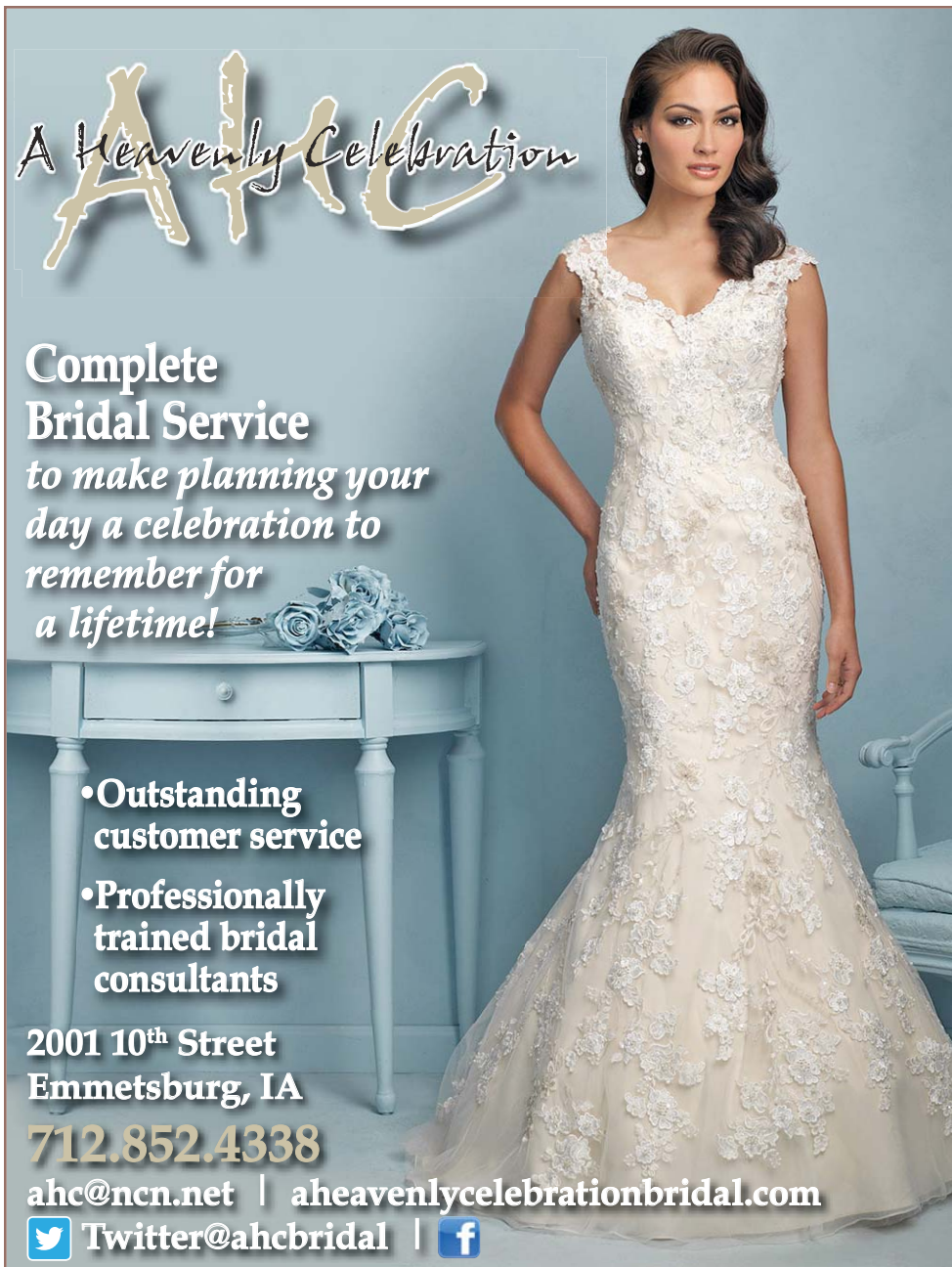
- Auctions • Dances • Christmas Parties
- Wedding Receptions • Display Shows

For Reservation Information, Call 712-336-0479

Email: dickinsonfair@qwestoffice.net

Office Hours: 9 a.m. - 1 p.m. Monday thru Friday

Check out our website: dickinsoncountfairgrounds.com



AHC
A Heavenly Celebration

Complete Bridal Service
to make planning your day a celebration to remember for a lifetime!

- Outstanding customer service
- Professionally trained bridal consultants

2001 10th Street
Emmetsburg, IA
712.852.4338
ahc@ncn.net | aheavenlycelebrationbridal.com
Twitter@ahcbridal | f

Okoboji Wedding Officiant

I will come to your location or event to perform your wedding ceremony.




Reserve your date today for the upcoming wedding season.
712-330-0761
melissa51360@gmail.com
facebook.com/okobojiweddingofficiant

Melissa Weber
Certified Wedding Officiant
In Iowa and Minnesota




PLAYFUL Cupcaketions

712.301.9867
okoboji123@msn.com
www.playfulcupcaketions.com

f

Photo c/o Caroline Vaughn Photography

Book Your **Dream Wedding**

Our historic and beautiful facilities are available for rent on the shores of Lake Okoboji at affordable prices.





125 YEARS
ARNOLDS PARK
AMUSEMENT PARK

ArnoldsPark.com 712-332-2183 fb.com/ArnoldsPark

THE ORIGINAL OKOBOJI BOAT WORKS
est. 1890

Shouldn't Your Okoboji Wedding Include Time on The Water?

- Weddings
- Wedding Party
- Rehearsal Dinner
- Bachelor/Bachelorette
- Engagement

Tour Okoboji on our Tiki Bus!

Book your private cruise on one of our eight cruise vessels at OBW. From 10-120 passengers. Casual or formal, cocktails to dinners. Create your perfect memories!

The BAREFOOT Bar **Book Now for 2015!**
cruises@okobojiboatworks.com
or call **712-332-9904**

save the date

Okoboji Weddings

Bridal Event

Presented by Grand Occasions Event Design & Rental

sunday, march 1st, 2015

12:00 - 4:00 pm



new location

Dickinson County Expo Building

Spirit Lake, IA

Vendors

reserve your spot today!

okobojiweddings@mediacombb.net | 712-336-2759

*Ask us why thousands
of grooms have trusted
us to fit their tux...
Or better still,
ask their brides.*

Large Selection
of Styles

\$90-\$120

*(Early bird booking
discounts apply.)*

Evans

Clothing & Shoes

Uptown Spirit Lake
Phone 712-336-2862

OPEN:
Mon.-Thurs. 9:00am to 6:00pm
Fri.-Sat. 9:00am to 5:00pm

www.evanstuxedos.com

Perfect Tux... Perfect Fit... Guaranteed



THE MILFORD COMMUNITY CENTER

Reception Perfection

An Ideal Place For

- *Wedding Receptions* • *Graduation Parties*
- *Family Reunions* • *Birthday Parties*
- *Banquets* • *Meetings*

Call **338-2741** (city clerk) For Reservation Information

Seating Up to 350
We Await Your Group

806 N Avenue • Milford
www.milford.ia.us



Young Love

In an era when many Americans are waiting until their thirties to get married, the thought of getting married as a teenager is extraordinary.

Joe and Sylvia Jennings grew up in Wisconsin and started dating in 1961, when Sylvia was 15 and Joe was 17 years old. Their courtship lasted a year, but they knew at 6 weeks of their future life together. "Our parents had to sign the marriage license because we weren't of age. We just knew it was right," recalls Sylvia. They took a short time to plan their wedding. Sylvia recalls, "We had to get married before deer hunting season because the priest and my dad were going deer hunting."

Sylvia purchased her taffeta and lace wedding gown at nearby Chippewa Falls, Wisconsin, for \$90 and the veil and crown was \$16. "That was my limit to spend," says Sylvia with a grin.

The wedding was held at 10:00am on November 10, 1962, and continued to be a beautiful 50° day. It was a large Catholic mass with 300 guests and the reception was held from 2:00 to 4:00pm at the Moose Hall (where Sylvia's father was a member). Sylvia had two attendants, her sister as maid of honor and cousin as bridesmaid. Joe also had two attendants, his brother in law and Sylvia's brother. There was not a dance or honeymoon following the ceremony.



Sylvia grew up in Bloomer, Wisconsin, where her father owned a gas station. He would let Joe use his tools to work on his car at the service station and gain experience in car mechanics which has become his lifelong career. Joe, through the years, has continued to learn and keep up-to-date with changes in the car mechanics industry.

After the wedding, Joe worked at a Standard station in Chippewa Falls, for \$50/week. After a couple of months they moved to Kenosha, Wisconsin, where Joe worked at American Motor Co.

In 1970, Joe read in the classified section of the Des Moines Register of a "service station for lease in the Iowa Great Lakes". They had never heard of this place before, so they looked it up on the map. Two weeks later, Joe and Sylvia were making the move to Spirit Lake, Iowa, after leasing the Texaco

station (across from Stoller Fisheries). At this time, they had four children, Julie, Rick, Tony and Joe Jr. After leasing the land at that location for 11 years, the Jennings purchased the DOT land across the street where Jennings Tow & Repair now stands. The service department was kept in the original location until 1984 when the existing building was built to house the gas and service station combined. In 1990, Jennings Auto Parts opened in the original DOT building adjacent to the station.

As Joe and Sylvia reflect on their 52 years of marriage, along with their bold decision to marry young, they simply say, "It worked for us. We've worked side by side since 1970. Our kids have grown up in the gas station and now the three boys, Rick, Tony and Joe Jr. and one grandson work in our business with us. I don't believe we would do it any different."

Joe and Sylvia love to spend time with their family including seven grandchildren. They also love to go on vacations and attend wrecker shows around the country, "We have the same interests and just like to hang out together."

And 52 years later, their adventures continue...

- by Cathy Thee





Fireworks for Every Occasion

When your event needs to go beyond "WOW", call the people who understand just what that means.

From an elegant exit with silver sparks down the driveway as you leave your reception, to a full aerial display during your champagne toast, we can design a show that will light up your special night.



**Contact
J&M Displays, Inc
for a
Complimentary
Consultation**

Tal Allen, Sales Representative
P.O. Box 4 • Lake Park, IA 51347 • 712-339-5900
latnella@yahoo.com



How To Throw A Successful Outdoor Wedding

Outdoor weddings are romantic when done right, and a growing number of couples are exchanging vows amid an expansive garden or with the splendor of the pounding surf providing a picturesque backdrop. If Mother Nature cooperates, outdoor weddings can go smoothly. But even if the weather does not cooperate, there still are ways couples can enjoy a memorable ceremony.

Preparation and planning help keep outdoor weddings moving along. Weather can be unpredictable and unforgiving, so it is always best to account for various scenarios. The following are some tips to consider.

* Be mindful of hot weather. Many outdoor weddings occur when temperatures are at their warmest. As anyone who has had to sit outdoors in the blazing sun for an extended period of time can attest, it can grow quite uncomfortable, especially when everyone is dressed to the nines. Advise guests in advance that the wedding will be taking place outdoors and to dress accordingly. Arrange to have shaded areas for guests who may struggle with the heat. Keep chilled bottled water nearby so guests can stay cool and refreshed. Ask the officiant to keep the ceremony brief so that guests are not melting away in their seats.

* Keep wind in mind. A stiff breeze can upset tents and wreak havoc on hairstyles. Be sure everything outdoors is properly secured and weighted down. Avoid light fabrics on a wedding gown that will get swept away by wind. A short, blusher veil may be more appropriate than a sweeping train. Couples should advise their hairstylists that they will be getting married outdoors, and looks should be well secured by bobby pins and gel to keep hair in place. Stick to real dishes for food service, as plastic or lightweight materials may get blown away.

* Check for power sources. Choose a wedding location with easily accessible power outlets. Guests will certainly want to hear the vows, and that may require the use of microphones and a sound system. Having power available also makes it easier for bands and musicians to set up their equipment for an outdoor reception. If the wedding will be stretching into the evening hours, electricity will be needed to power supplemental lighting that illuminates the festivities.

* Ensure accessibility. Outdoor terrain can prove tricky, especially for older guests

or those with mobility issues. When scouting locations, select a wheelchair-accessible spot that can be easily traversed. Understand that turf can become waterlogged and challenging to walk over should it rain the day of the wedding or prior. Plastic or fabric runners may make things easier. Also, choose a location that isn't too far off the beaten path. It should be close enough to a parking lot and not require guests to have to take an extended hike through nature.



* Face away from the sun. Glares can make it difficult for guests to see the ceremony. Be sure to arrange seats so that guests do not have to look into the sun.

This is best achieved by having the sun behind everyone for the ceremony. It also ensures that you won't end up with washed-out photos or pictures of everyone squinting.

* Ensure food is properly chilled or heated. Dining outdoors means keeping food safety in mind. Food that is supposed to be kept cool should remain on ice or be refrigerated until served. Hot foods should remain hot. Food in chafing dishes or served buffet-style also should be protected from insects. Improper handling of food can result in foodborne illnesses. No one wants to remember a wedding for intestinal discomfort.

* Use fresh flowers in potted plants. Cut flowers tend to wilt prematurely in hot weather. Rather than waste money and beautiful flowers, choose potted plants that will thrive if well-tended. Guests can then take the plants home and continue to cherish the wedding long after it is over.

* Budget for a tent. It is always better to have a contingency plan. Even if you have your heart set on an outdoor wedding, have a backup plan in place if the weather is uncooperative. A tent with surrounding sidewalls may be sufficient. Otherwise, determine if there is an indoor location that can be kept on standby.

* Mix up the candles. Intersperse citronella candles with the decorative ones to help keep bugs at bay. You can also consider placing small bottles of insect repellent on the tables. Guests will appreciate the gesture when biting flies or mosquitoes want to join in the fun.

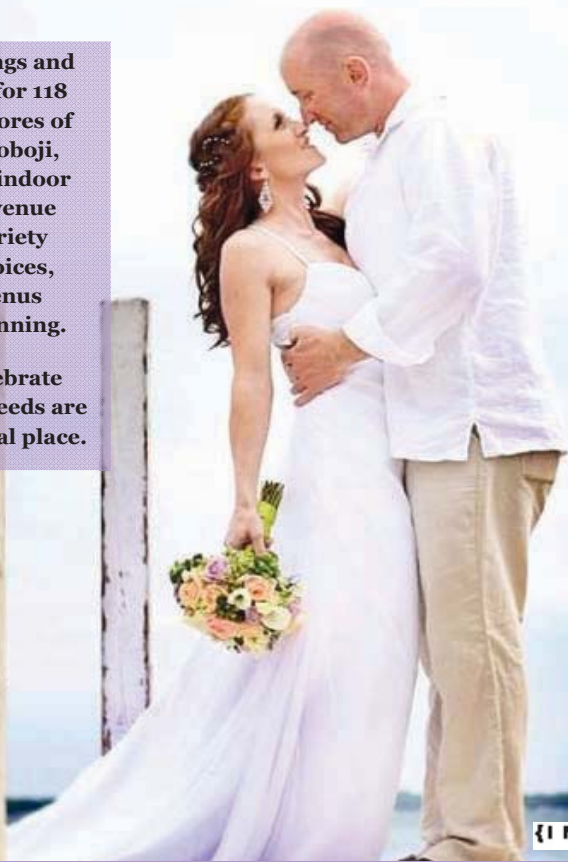
Make sure Mother Nature doesn't rain on your outdoor wedding. Plan for all the possibilities so that an outdoor ceremony or reception goes as smoothly as possible.

© Metro Creative Connection

The Inn AT OKOBOJI WEDDINGS

Hosting weddings and special events for 118 years on the shores of West Lake Okoboji, The Inn offers indoor and outdoor venue options, a variety of lodging choices, delicious menus and expert planning.

Choose to celebrate where all your needs are met in one special place.



{INFINITY}

Contact us for more information, available dates or to book a site tour.
712-332-2113 or 877-265-4386 bojifun.com



**OKOBOJI VIEW
GOLF COURSE**

The Perfect Place to Celebrate Your Perfect Day!

- We can host your actual ceremony on our beautiful 19th hole
- Food catered or prepared by our Okoboji View staff
- Seating for up to 120 people for your reception
- Picturesque views of the golf course

Hwy. 86, West Lake Okoboji 712.337.3372 www.okobojiview.net



Linda's Country Cakes

Over 22 years professional decorating

- Reasonably Priced
- Buttercream or Fondant
- Fillings and Carrot Cake, Cupcakes & Cheesecakes

2012, 2013, 2014 Sweepstakes Winner at Clay Co. Fair!

712-758-3762



Lisa's BAKE SHOP


Weddings
Bridal Brunches
Bridal Showers
Rehearsal Dinners

Personalize your event through the dessert

Stop in to meet our new pastry chef, Obed Santos.

1306 18th Street, Spirit Lake
712-336-8410

Special Orders Welcome



Bridal Beauty

Let us create the perfect do when you say "I Do!"

Hair • Manicures • Pedicures

Village Salon OF OKOBOJI

Conveniently located inside Arrowwood Resort 712-332-7875

CALL TODAY TO BOOK YOUR WEDDING!



mobile 54

YOUR WEDDING ENTERTAINMENT COORDINATOR

DJ Services | Up Lighting | Planning Session | Online Tools

www.mobile54.com

800-964-5407



HyVee EMPLOYEE OWNED
1500 18th St. • Spirit Lake 336-4302

It's Wedding Season

LET US MAKE IT THE DAY OF YOUR DREAMS!



Exquisitely Decorated Cakes

- Wedding Cakes *Designed with the "Professional Touch"*
- Sheet Cakes
- Breads and Specialty Rolls

Catering For All Your Special Occasions

- Full Dinners
- Hors d'oeuvres
- Appetizers

Custom Designed Bouquets

From the simplest garden wedding to a black tie affair. Gorgeous bouquets and table center pieces for any budget!

HyVee **Floral Shop**

BAKERY HyVee FRESH

HyVee **catering** WHAT YOUR EVENT IS LOOKING FOR

Call 712-336-6135 to set up your private consultation.

★ Table 316 ★ STEAKHOUSE



Let Us Host Your Groom's Dinner

- Private Party Room
- Large & Small Groups
- Variety of Menu Choices
- Stage for Live Entertainment
- Conveniently Located

Come Check Us Out! Parties For All Occasions!

**Open 7 Days a Week at 3:16 • 712-332-6090
US Hwy 71 • Arnolds Park, IA**



Carrick's Hallmark Bridal

Comprehensive Bridal Registry
Friendly Assistance
Wedding • Showers • All Occasion Gift Giving

414 Grand Ave. • Spencer, IA
712-262-4145 • www.carrickshallmark.com



Rev. Diane B. Chaplin



Your Wedding...
Specializing in making your day yours.

712-320-7804 • diane.chaplin@mchsi.com

How To Calm Those Last-Minute Jitters

Brides- and grooms-to-be are often nervous when the day they will tie the knot finally arrives. The realization that months and months of planning and anticipation are finally about to come to a head often inspires some jitters in the days leading up to the wedding. But the following are a few ways couples can calm those nerves in the hours leading up to the moment they have devoted so much time and effort to planning since becoming engaged.


* Get a good night's rest. Couples should prioritize a good night's sleep the night before they are set to walk down the aisle. Make your last night as an unmarried couple an early night so you will look your best and have plenty of energy on your big day, which will no doubt start early and end late. A good night's sleep can go a long way toward ensuring you're in a good mood as you handle a full slate of responsibilities on your wedding day.

* Spend time with family and friends. Chances are your closest friends and family members are playing significant roles in your wedding, and spending time with them is a

great way to keep your nerves in check while having a fun time before, during and after the ceremony.

* Don't be afraid to delegate responsibilities. In spite of months of planning, couples will still have a to-do list come their wedding days. If such a list is overwhelming, brides- and grooms-to-be should not be afraid to delegate some of the tasks on their lists. Bridesmaids and groomsmen can no doubt handle any outstanding tasks that don't require any input from the bride or groom.

* Relax as the ceremony draws nearer. As the start time for the ceremony approaches, couples about to tie the knot should take time to sit down and relax. Once their hair and makeup is finished, brides-to-be should sit down and exhale or arrange for the photographer to snap some fun pre-wedding photos with their bridesmaids. Grooms-to-be can do the same with their groomsmen, sharing a few last-minute jokes to ensure everyone is relaxed and ready to go before taking their places. © Metro Creative Connection




The Elmer J. Sheneberger Character Center at Camp Foster YMCA offers a unique venue for special events, featuring both charming indoor spaces and scenic outdoor venues. Nestled along the shores of breathtaking East Lake Okoboji in the heart of a beautifully wooded campus, the Sheneberger Center is the perfect destination for your next special event.


- Two great rooms, each able to hold 80-100 guests
- Outdoor Chapel with seating for 300 (microphone & sound system included)
- Industrial size kitchen available to family and/or caterers
- Dining Hall facility with space for 250-300 attached to kitchen
- Delicious meal services and cozy overnight accommodations available

Request a custom proposal by contacting 712-336-3272 or info@campfosterymca.com.


PO Box 296, Spirit Lake, IA 51360
P 712.336.3272 W www.campfosterymca.com




Scenic Views



Rustic Elegance



Outdoor Venues



Charming Spaces



Chaska 25

Come visit us at the Gallery and check out our new fireplaces!

110 S. Main St | Lakefield, MN 56150

Gallery Hours
Mon. - Thurs. 8am - 5pm
Fri. 8am - 3pm | Sat. by appointment

KOZY HEAT FIREPLACES
Gallery

507.662.5161 | www.kozyheatgallery.com

FROM OUR FILES

Thank you for the example you have set for us to follow...



65 Years
Don & Betty Dillehay of Harris
Married March 16, 1949



66 Years
Nick & Jennie Vos of Arnolds Park
Married January 31, 1954



65 Years
Don & Betty Goodell of Lake Park
Married January 8, 1950




60 Years
Ron & Shirley Zellers of Arnolds Park
Married January 15, 1955



68 Years
Robert & Barbara Beemer of Spirit Lake
Married January 18, 1947



66 Years
Rod & Charlene Graham of Lake Park
Married 1949



61 Years
Bud & Betty McClure of Lake Park
Married February 7, 1954



65 Years
Roger & Alida Millikan of Lake Park
Married August 9, 1949



65 Years
Bill & Mary Byers of Lake Park
Married March 6, 1949



65 Years
Beverly & Calvin Dodge of Terril
Married July 24, 1949



60 Years
Rod & Janet Thomsen of Everly
Married October 25, 1954



60 Years
Earl & Joan Langel of Milford
Married June 9, 1954



60 Years
Frank & Pauline Hodge of Milford
Married August 8, 1954



68 Years
Jess & Nancy Blanchard of Milford
Married August 11, 1946



60 Years
Don & Glenda VonEhwegen of Terril
Married September 21, 1954



65 Years
Frank & Bernice Parks of Spencer
Married December 27, 1949



65 Years
Bud & Marie Welle of Milford
Married December 31, 1949



60 Years
Carl & Sally Ingwersen of Hartley
Married January 9, 1955



66 Years
Nick & Jeannie Vos of Arnolds Park
Married January 31, 1949



60 Years
Melvin & Lorraine Reimers of Sioux Valley
Married June 14, 1954



60 Years
Marvin & Karen Huffman of Spirit Lake
Married November 26, 1954



65 Years
Rodney & Myrt Swanson of Spirit Lake
Married February 26, 1949



65 Years
Ray & Evonne Duhn of Spirit Lake
Married November 6, 1949



60 Years
Jim & Eyleen Anderson of Milford
Married March 6, 1954



60 Years
Jack & Betsey Holzhauser of Spirit Lake
Married June 19, 1954



YOUR ONE CHANCE TO MAKE A STELLAR FIRST IMPRESSION

- Custom Wedding Invitations
- Save the Date Announcements
- Wedding Programs
- Thank You Cards
- ...and much more!



1823 18th St., Spirit Lake, IA
 712.336.5012
 fax: 712.336.8876
 info@businesstodayusa.com
 www.businesstodayusa.com

The Blue Ridge Road Show

Southwest Minnesota & Northwest Iowa's Premier DJ Entertainment

- Award Winning Customer Service
- Master of Ceremony
- Ceremony Sound
- Slide Show Services
- Personal Monogram
- Up-lighting
- Head Table Backdrop
- LED Crystal Columns
- Online Planning Tools
- Karaoke

BOOK YOUR EVENT TODAY!

AS A BRIDE & GROOM TO BE...
 Recognizing the right DJ makes all the difference!

DJ Jeff Stephens
 Jackson, MN 56143
 507.841.0900
 www.blueridgeroadshow.com

WEDDINGWIRE
COUPLES' CHOICE
Awards
 ★★★★★
 2015

HAPPILY EVER AFTER...

Your Wedding Salon

Complete Haircare, Style & Makeup!

- ♥ Brides ♥
- ♥ Bridesmaids ♥
- ♥ Flower Girls ♥
- ♥ Mother of the Bride ♥

Personalize your event and enjoy a complimentary light breakfast (mimosa's too!)

Visit our website for complete Bridal Package details!

Thank You for Including Us in Your Special Day!

The Hair Team

MIRABELLA • KENRA • OPI • REDKEN • MATRIX
 718 Lake Street • Spirit Lake • 712-336-1440
 www.myhairteam.com

Advocare Sold Here!

Look for us on

Have the

Wedding of your Dreams

From the small, simple wedding to the extravagant, make it uniquely yours. Check out our Wedding Flowers album on Facebook for inspiration.

3602 HWY 71 SPIRIT LAKE, IOWA 51360
 FERGUSONSGARDENCENTER.COM 712-336-2085

Boji Rides LIMOUSINE




New for 2015: 26 PASSENGER LIMO BUS!

Airport & Medical Transportation,
Wedding & Casino Tours,
Bachelor & Bachelorette Parties

Find us Online!

BojiRidesTaxi.com

712-330-7070



FOR ANY OCCASION OR ANY REASON, WE ARE YOUR SAFE RIDE SPECIALISTS!

Boji Bay

FUN HOUSE PAVILION

Northwest Iowa's Premier Event
and Entertainment Center
Call today to book your event!

BOJI BAY BRIDAL FAIR

April 12 • 12:00-4:00PM

Vendor Spaces are still available.

Contact us to secure a booth!

HOME OF THE CLASSIC FUN HOUSE TOYS

712.338.2034 ext 112 | info@bojibayfun.com | www.bojibayfun.com | 2501 Boji Bend Dr. | Milford, IA





Elegance
BY SARAH RUHS
FULL SERVICE BRIDAL & PROM BOUTIQUE

Special Savings for Arrowwood Brides & Grooms

Hwy. 71 – Okoboji • 712-337-3112
(at Arrowwood Resort)

Hrs: Mon-Wed 10 to 5 • Thurs 10 to 6 • Fri 10 to 5 •
Sat 10 to 4 • Sun 12 to 4 (thru Mar. 15)
www.elegancebysarah.com

Tulle is all so feminine and oh so chic!

Let Us Help Make Your
Special Day Perfect!
Grand or Intimate - Make It Memorable



- ♥ *Rehearsal Dinners*
- ♥ *Wedding Receptions for up to 500*
- ♥ *Bridal Showers*
- ♥ *On and Off-site Catering*
- ♥ *Lodging Packages*



SPRING AND SUMMER DATES STILL AVAILABLE FOR 2015 WEDDINGS



arrowwood-okoboji.com • bridgesbayresort.com • minervascatering2@mchsi.com • arrowwoodsales@mchsi.com
1405 Highway 71 • Okoboji • 800.727.4561